



AUTHORIZED FEDERAL SUPPLY SCHEDULE CATALOG

General Services Administration

Federal Supply Service

Federal Supply Schedule Catalog

711-3 Filing/Storage Cabinets and Trucks

711-96 Design Services

711-97 Installation Services

711-95 Reconfiguration Services

FCS Class 7110

Contract Number: GS-28F-1005C

Expiration Date: 10/31/13

Contractor: TAB Products Company, LLC

605 Fourth Street

P.O.Box 153

Mayville, WI 53050

Telephone: 800-827-3288

Internet: www.tab.com

DUNS: 009154659

Cage: 4U444

Tax ID: 52-2390162

Business Size: Small




SIN #711-3 INFORMATION FOR ORDERING OFFICES

- | | |
|---|---|
| <p>1. TABLE OF AWARDED SPECIAL ITEM NUMBERS SIN 711-3 Cabinets & Accessories 711-95 Reconfiguration Services Negotiable on a project-by-project basis 711-96 Design/Layout Services Not to exceed \$45.00 per hour 711-97 Installation Services Negotiable on a project-by-project basis</p> <p>2. MAXIMUM ORDER (MO)</p> <ul style="list-style-type: none"> ● \$100,000 Net ● This in no way restricts Government purchase orders exceeding \$100,000. ● Contact your local TAB office when requirements exceed \$100,000 net. <p>3. MINIMUM ORDER The minimum dollar value of an order to be issued under this contract is \$50.00</p> <p>4. GEOGRAPHIC COVERAGE (DELIVERY AREA) The geographic coverage of this contract is the 48 contiguous states, District of Columbia, Alaska, Hawaii and the Commonwealth of Puerto Rico.</p> <p>5. POINT OF PRODUCTION Mayville (Dodge) Wisconsin & Whittier, California</p> <p>6. DISCOUNTS FROM LIST PRICE 48.5%</p> <p>7. QUANTITY DISCOUNTS None</p> <p>8. PROMPT PAYMENT TERMS Net 30 Days</p> <p>9A. GOVERNMENT COMMERCIAL CREDIT CARD IS ACCEPTED</p> <p>9B. DISCOUNT FOR PAYMENT BY GOVERNMENT COMMERCIAL CREDIT CARD None</p> <p>10. FOREIGN ITEMS No foreign items are included</p> <p>11A. TIME OF DELIVERY 2 – 4 weeks ARO, Add 30 days for Alaska, Hawaii and Puerto Rico.</p> <p>11B. OVERNIGHT AND TWO DAY DELIVERY None</p> <p>11C. URGENT REQUIREMENTS TAB will make every effort to expedite delivery for urgent requirements. Contact your local TAB office for more information.</p> <p>12. F.O.B. POINTS Prices listed in this contract are F.O.B. Destination. For shipments to Alaska, Hawaii, Puerto Rico/VI, Europe and the Pacific Rim port of embarkation Continental United States will apply. INSIDE DELIVERY NEGOTIATED ON AN ORDER-BY-ORDER BASIS AND INCLUDED AS A LINE ITEM ON PURCHASE ORDER.</p> | <p>13. ORDERING ADDRESSES See list of ordering addresses for the office nearest you.</p> <p>14. PAYMENT ADDRESS TAB TAB Products Company LLC 135 S. LaSalle, Dept. 3736 Chicago, IL 60674-3736</p> <p>15. WARRANTY PROVISION TAB Products Co. warrants all necessary adjustments of equipment procured hereunder; not occasioned by accident or misuse through fault or negligence by the Government, shall be made by TAB Products Co., at its own expense, including transportation costs, if any, during a period of five (5) years from the date of acceptance by the Government. All equipment procured hereunder is guaranteed for a period of five (5) years from the date of acceptance.</p> <p>During the guarantee period, all broken or defective parts not caused by accident or misuse through fault or negligence by the government will be repaired or replaced by TAB Products Co., and all necessary equipment adjustments occasioned by such defective parts shall be made at TAB Products Co. expense to include labor, parts and transportation costs, if any.</p> <p>16. EXPORT PACKING CHARGES Export packing will be charged at 6% of net equipment. Standard commercial domestic shipping carton wrapped in waterproof paper and taped, then crated in slate-type crate. Government agencies will not be obliged to utilize the export packing services under this contract and may obtain such services elsewhere, if desired.</p> <p>17. TERMS & CONDITIONS OF GOVERNMENT COMMERCIAL CREDIT CARD ACCEPTANCE The Government Commercial Credit Card is accepted.</p> <p>18. TERMS AND CONDITIONS OF RENTAL, MAINTENANCE, AND REPAIR Not Applicable</p> <p>19. TERMS AND CONDITIONS OF INSTALLATION Prices do not include installation. Installation is negotiable on a project-by-project basis. Installation services to include inventory and conversion of file rooms. Please contact your local TAB representative.</p> <p>20. TERMS AND CONDITIONS OF REPAIR PARTS Not Applicable</p> <p>21. LIST OF SERVICE AND DISTRIBUTION POINTS Not Applicable</p> <p>22. LIST OF PARTICIPATING DEALERS Not Applicable</p> <p>23. PREVENTIVE MAINTENANCE Not Applicable</p> |
|---|---|

DATA MEDIA CABINETS

Specify finish color for:
CABINET



| Description | Model Number | Exterior Dimensions In Inches | | | Clear Filing Inches | Ship Weight In Lbs |
|------------------------------|--------------|----------------------------------|-------|--------------------------------|------------------------|-----------------------|
| | | Height | Width | Depth | | |
| 2 COMPARTMENT | | | | | | |
| Without doors..... | S2023 | 34 | 36 | 17 ¹ / ₄ | 69 | 86 |
| With doors..... | S2123 | 34 | 36 | 17 ¹ / ₄ | 69 | 106 |
| With doors and ganglock..... | S2223 | 34 | 36 | 17 ¹ / ₄ | 69 | 108 |
| 3 COMPARTMENT | | | | | | |
| Without doors..... | S2033 | 48 ³ / ₄ | 36 | 17 ¹ / ₄ | 103 | 115 |
| With doors..... | S2133 | 48 ³ / ₄ | 36 | 17 ¹ / ₄ | 103 | 144 |
| With doors and ganglock..... | S2233 | 48 ³ / ₄ | 36 | 17 ¹ / ₄ | 103 | 148 |
| 4 COMPARTMENT | | | | | | |
| Without doors..... | S2043 | 63 ³ / ₈ | 36 | 17 ¹ / ₄ | 137 | 145 |
| With doors..... | S2143 | 63 ³ / ₈ | 36 | 17 ¹ / ₄ | 137 | 185 |
| With doors and ganglock..... | S2243 | 63 ³ / ₈ | 36 | 17 ¹ / ₄ | 137 | 189 |
| 5 COMPARTMENT | | | | | | |
| Without doors..... | S2053 | 78 ¹ / ₈ | 36 | 17 ¹ / ₄ | 171 | 172 |
| With doors..... | S2153 | 78 ¹ / ₈ | 36 | 17 ¹ / ₄ | 171 | 222 |
| With doors and ganglock..... | S2253 | 78 ¹ / ₈ | 36 | 17 ¹ / ₄ | 171 | 226 |

| INTERIOR COMPARTMENT DIMENSIONS | | | |
|---------------------------------|----------------------------------|--------------------------------|-------|
| | HEIGHT | WIDTH | DEPTH |
| WITH DOORS | 13 | 34 ¹ / ₄ | 16 |
| WITHOUT DOORS | 13 ¹³ / ₁₆ | 34 ¹ / ₄ | 16 |

Terms and Conditions

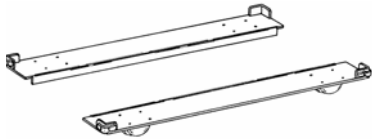
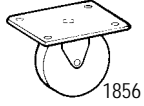
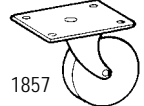
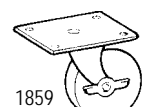
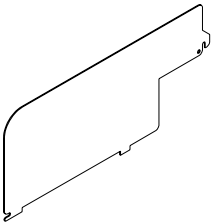

Spacefinder & Twinfile Cabinets

Designer Cabinets

Special Purpose

DATA MEDIA CABINET COMPONENTS AND ACCESSORIES

MISCELLANEOUS ACCESSORIES

| Description | Model Number | Exterior Dimensions | | | Ship Weight In Lbs |
|--|--------------|---------------------|--------------------|-------|-----------------------|
| | | Height | In Inches Width | Depth | |
|  <p>Caster Base does not include casters. Model numbers 1856, 1857 or 1859 must be ordered separately. Can only be used with 2-compartment data media cabinet with locking doors.</p> | 1543 | 1 1/2 | 37 1/4 | 5 1/4 | 21 |
|  <p>5" Fixed Heavy Duty Casters</p> | 1856 | 6 1/8 | 4 1/2 | 3 1/8 | 3 |
|  <p>5" Swivel Casters</p> | 1857 | 6 1/8 | 4 1/2 | 3 1/8 | 3 |
|  <p>5" Swivel Locking Casters</p> | 1859 | 6 1/8 | 4 1/2 | 3 1/8 | 2 |
|  <p>File Support (London Fog) ..S2633-LF</p> | - | - | - | 1/8 | 1 |
|  <p>Label Holder with Insert (Cool Grey)</p> | 6297 | 1 1/8 | 6 | 1/8 | - |

Terms and Conditions

Spacefinder & Twinfile Cabinets

Designer Cabinets

Special Purpose

TWINFILE STORAGE SYSTEM

PRODUCT SUMMARY AND SPECIFICATIONS

PRODUCT SUMMARY

Twinfile™ is a double-sided lateral filing system which can be easily accessed from either side. Each single unit has the capacity of two lateral cabinets back to back enclosed in a shell. The interior of the unit turns on a heavy duty rotating base within the shell. This allows access to all records filed within by simply pushing on the side edge of the interior unit to turn 180 degrees to the opposite side. Turn the interior unit 90 degrees and the inner panels act as doors completely enclosing the exterior. No foot pedals or levers are necessary to open or close the unit.

GENERAL FILING CAPABILITIES

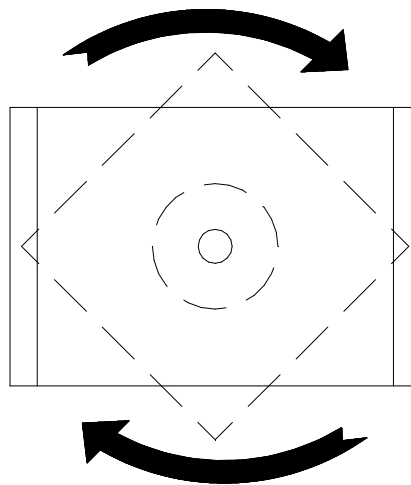
Twinfile can be ordered as letter or legal depth, and in six heights which can accommodate three, four, five, six, seven, or eight levels of filing. Twinfile units are modular in design. They can stand alone or be ganged together with the stand alone unit acting as an initial which shares its side panels with an additional unit. Banks of ganged units are an excellent solution in a high volume file area where access to both sides of the files would save filing and retrieval time.

RECONFIGURABLE

Twinfile can be specified as a single purpose unit with a letter or legal filing application. Twinfile also accepts a variety of additional components which allows a custom configuration for a customer's individual needs and preferences. Should the need arise, the adjustable letter or legal shelves can be changed on location for other media components such as suspended filing frames or security drawers.

COLOR PLAN

See TAB's current Color Selector for details and information regarding TAB's color selection and plan.



STANDARD DELIVERY

Standard Twinfiles are available to ship from production 2 weeks after receipt of order in Mayville, WI. Shipment is FOB Mayville, WI.

CASE CONSTRUCTION

Top panels and door outer panels are 18-gauge cold rolled furniture steel. End panels and door interior panels are constructed of 20-gauge cold rolled furniture steel. All steel components are washed, degreased, electrostatically painted and oven baked with a high grade textured finish.

All units are constructed with the inner panels providing interior strength as well as supporting interior components.

Each unit is shipped knocked down and is easily assembled with simple hand tools. Flexible vinyl strips form seals between the inner case and outer shell for safety and appearance. All exterior surfaces are smooth and free from projections which could cause injury or damage.

Terms & Conditions

Designer Cabinets

Spacefinder Cabinets

Unit Spacefinder

UniStor & 4-Post
Side-Trac

Twinfile Storage

File Trucks

Tambour Door

TWINFILE STORAGE SYSTEM

PRODUCT SUMMARY AND SPECIFICATIONS

ROTATING BASE

The base is factory assembled and encloses the main bearing assembly. The heavy duty main bearing is equipped with $\frac{5}{8}$ " hardened carbon steel ball bearings. All moving parts are lubricated before shipment and should require no maintenance for the life of the unit.

The oversize ball bearings keep the center of gravity low in the unit and provide positive movement and constant stability even when the inner unit is unevenly loaded. The rotary system has a unique device which provides position control decent every 90 degrees to stabilize the unit while records are being accessed, or for secure closure. No foot pedals or levers are necessary to open or close the unit.

Each base is equipped with heavy duty 3" hex head leveling glides. These glides are easily accessible for adjustment from within the cabinet and will compensate for most floor irregularities.

DOORS

Doors consist of two panels that are formed and welded for rigidity. The doors are fastened to a four piece frame and the rotating base and top to form a rigid interior unit which is the platform for the interior components. The interior panel of the door is pierced on $\frac{1}{2}$ " centers for height adjustment of the interior components.

SHELVES

Shelves are constructed of 18-gauge cold rolled furniture steel, formed with a 3" high back and are slotted on one inch centers to accept file supports. Fully adjustable, the shelves provide additional rigidity to the interior unit. The bottom position of the unit is slotted to accept file supports with the addition of a divider support. This eliminates the need to specify a shelf for the bottom position.

LOCKS

Locks are provided as a standard feature on every Twinfile unit to secure confidential documents and media. The standard lock provided is TAB's E002-AR. An alternate E-Series lock can be specified at no additional charge. 125 lock plug changes are available. Model numbers E002-AR through E313-AR, contact your local TAB Representative for more information.

POSTING SHELF

The posting shelf is constructed of 20-gauge cold rolled furniture steel mounted on Accuride slides which fully retract when not in use.

BACK PANELS

Back panels are constructed of 20-gauge cold rolled furniture steel. These panels are painted the same as the main structure selected.

3" DRAWERS

Constructed of 20-gauge cold rolled furniture steel, these drawers are formed with $\frac{1}{2}$ " slots to accommodate front to back dividers. Accuride slides provide full extension and smooth, even operation. The rollout suspension is equipped with a safety thumb latch release on the right hand side. The rollout must be fully retracted and the safety latch engaged prior to rotating.

SECURITY DRAWERS

Security drawers are constructed of 20-gauge cold rolled furniture steel. The standard lock provided is TAB's D101-AR. An alternate D-Series lock can be specified at no additional charge. The rollout suspension is equipped with a safety thumb latch release on the right hand side. The rollout must be fully retracted and the safety latch engaged prior to rotating.

PRIVACY PANELS

Privacy panels are constructed of 20-gauge cold rolled furniture steel. These panels mount in the center of the unit between the shelf backs to prevent access to the rear files.

Terms & Conditions

Designer Cabinets

Spacefinder Cabinets

Unit Spacefinder

UniStor & 4-Post
Side-Trac

Twinfile Storage

File Trucks

Tambour Door

TWINFILE STORAGE SYSTEM

PRODUCT SUMMARY AND SPECIFICATIONS

FULL SHELF ROLLOUTS

Full shelf rollouts are constructed of 18-gauge cold rolled furniture steel phosphatized and powder painted with an environmentally correct finish.

The Twinfile full shelf rollout is designed to accept hanging file folders with a hanging file bar in the front position. The bottom and back of the rollout are slotted at 1" intervals for the placement of file supports.

The shelves fully extend on smooth action furniture glides. These suspension glides are a unique construction Accuride™ which permits full extension on smooth case hardened bearing. Each glide set has a manual thumb latch positioned on the right side to insure a positive closure.

WALL CLOSURE STRIPS

Wall closure strips are constructed of 20-gauge cold rolled furniture steel. They are available painted to match the unit or wrapped with selected Guilford Grade 1 or 2 fabrics. These strips finish the appearance of units which are located next to a fixed wall. They also support optional back panels when only one side of a unit is left open.

TOP CLOSURE STRIPS

Top closure strips are constructed of 20-gauge cold rolled furniture steel. These strips close the gap between the Twinfile unit and the wall for a finished appearance.

RAILS

The Twinfile rails are constructed of 16-gauge cold rolled furniture steel channel formed at top and bottom edges for strength and rigidity. The ends of the rails are bent 90 degrees to form 3" deep flanges which attach with screws in the pre-drilled holes of the inner panels.

1" SPACER BARS

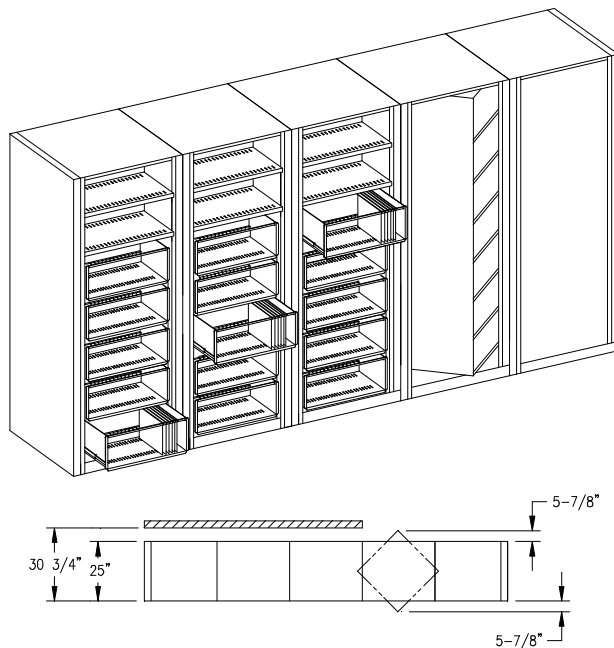
Specified to provide an additional 1" of width to Twinfile additional units. The additional width is essential for clearance when unit boxes and rails are incorporated with Twinfile or when folders deeper than 12 1/4" are specified (Non-TAB). Spacer bars are produced from 1" x 1 1/2" 16-gauge commercial grade rectangular steel tubing. Spacer bars are packaged as a set of (2) and are furnished with the hardware necessary for assembly.

TOP SPACER BAR

The top spacer bar is constructed of 1" square 18-gauge square steel tubing with welded plates to cover the ends of the vertical members.

WEIGHT LOAD CAPACITY

A seven high letter initial unit will withstand a total load of 780 lbs. which is 55.7 lbs. per shelf evenly loaded.



Terms & Conditions

Designer Cabinets

Spacefinder Cabinets

Unit Spacefinder

UniStor & 4-Post
Side-Trac

Twinfile Storage

File Trucks

Tambour Door

TWINFILE STORAGE SYSTEM

ORDERING GUIDES

The following tables indicate the number of files required to form a row of designated length or filing capacity. One file in each row must be an initial; the remainder of the row should be additional units.

ROW LENGTH

Find the length of the row or the filing capacity desired in the body of the table. Refer to the top row for the number of cabinets in that length row.

| Number Of Units In A Row | | | | | | | | |
|--------------------------|------------|------------|------------|------------|------------|------------|-------------|-------------|
| | 1 | 2 | 3 | 4 | 5 | 6 | 7 | 8 |
| LETTER | 3' 1/2" | 5' 1/4" | 8' 2" | 10' 8 5/8" | 13' 3 3/8" | 15' 10 " | 18' 4 3/4" | 20' 11 1/2" |
| LEGAL | 3' 9 1/2" | 7' 1/4" | 10' 3" | 13' 5 5/8" | 16' 8 3/8" | 19' 11" | 23' 1 1/4" | 26' 4 1/2" |
| | 9 | 10 | 11 | 12 | 13 | 14 | 15 | |
| LETTER | 23' 6 1/8" | 26' 7/8" | 28' 7 1/2" | 31' 2 1/4" | 33' 9" | 36' 3 5/8" | 38' 10 3/8" | |
| LEGAL | 29' 7 1/8" | 32' 9 7/8" | 36' 1/2" | 39' 3 1/4" | 42' 6" | 45' 8 5/8" | 48' 11 3/8" | |

FILING CAPACITIES - LETTER

To determine the filing capacity in a row of files, refer to the top row for the quantity of cabinets in a row, and then read down to the height of the files.

| Number Of Letter Units In A Row (Filing Inches) | | | | | | | | |
|---|-------|-------|-------|-------|-------|-------|-------|-------|
| | 1 | 2 | 3 | 4 | 5 | 6 | 7 | 8 |
| 3H | 144 | 288 | 432 | 576 | 720 | 864 | 1,008 | 1,152 |
| 4H | 192 | 384 | 576 | 768 | 960 | 1,152 | 1,344 | 1,536 |
| 5H | 240 | 480 | 720 | 960 | 1,200 | 1,440 | 1,680 | 1,920 |
| 6H | 288 | 576 | 864 | 1,152 | 1,440 | 1,728 | 2,016 | 2,304 |
| 7H | 336 | 672 | 1,008 | 1,344 | 1,680 | 2,016 | 2,352 | 2,688 |
| 8H | 384 | 768 | 1,152 | 1,536 | 1,920 | 2,304 | 2,688 | 3,072 |
| | 9 | 10 | 11 | 12 | 13 | 14 | 15 | |
| 3H | 1,296 | 1,440 | 1,584 | 1,728 | 1,872 | 2,016 | 2,160 | |
| 4H | 1,728 | 1,920 | 2,112 | 2,304 | 2,496 | 2,688 | 2,880 | |
| 5H | 2,160 | 2,400 | 2,640 | 2,880 | 3,120 | 3,360 | 3,600 | |
| 6H | 2,592 | 2,880 | 3,168 | 3,456 | 3,744 | 4,032 | 4,320 | |
| 7H | 3,024 | 3,360 | 3,696 | 4,032 | 4,368 | 4,704 | 5,040 | |
| 8H | 3,456 | 3,840 | 4,334 | 4,608 | 4,992 | 5,376 | 5,760 | |

FILING CAPACITIES - LEGAL

To determine the filing capacity in a row of files, refer to the top row for the quantity of cabinets in a row, and then read down to the height of the files.

| Number Of Legal Units In A Row (Filing Inches) | | | | | | | | |
|--|-------|-------|-------|-------|-------|-------|-------|-------|
| | 1 | 2 | 3 | 4 | 5 | 6 | 7 | 8 |
| 3H | 180 | 360 | 540 | 720 | 900 | 1,080 | 1,260 | 1,440 |
| 4H | 240 | 480 | 720 | 960 | 1,200 | 1,440 | 1,680 | 1,920 |
| 5H | 300 | 600 | 900 | 1,200 | 1,500 | 1,800 | 2,100 | 2,400 |
| 6H | 360 | 720 | 1,080 | 1,440 | 1,800 | 2,160 | 2,520 | 2,880 |
| 7H | 420 | 840 | 1,260 | 1,680 | 2,100 | 2,520 | 2,940 | 3,360 |
| 8H | 480 | 960 | 1,440 | 1,920 | 2,400 | 2,280 | 3,360 | 3,840 |
| | 9 | 10 | 11 | 12 | 13 | 14 | 15 | |
| 3H | 1,620 | 1,800 | 1,980 | 2,160 | 2,340 | 2,520 | 2,700 | |
| 4H | 2,160 | 2,400 | 2,640 | 2,880 | 3,120 | 3,360 | 3,600 | |
| 5H | 2,700 | 3,000 | 3,300 | 3,600 | 3,900 | 4,200 | 4,500 | |
| 6H | 3,240 | 3,600 | 3,960 | 4,320 | 4,680 | 5,040 | 5,400 | |
| 7H | 3,780 | 4,200 | 4,620 | 5,040 | 5,460 | 5,880 | 6,300 | |
| 8H | 4,320 | 4,800 | 5,280 | 5,760 | 6,240 | 6,720 | 7,200 | |

TWINFILE - HEIGHT AND CLEARANCE GUIDE

| LEVELS OF LETTER - LEGAL FILING | 3 | 4 | 5 | 6 | 7 | 8 |
|---------------------------------|--------|-------|--------|--------|----|--------|
| EXTERIOR HEIGHT | 41 5/8 | 4 5/8 | 60 7/8 | 71 3/8 | 82 | 92 1/2 |
| CLEAR INTERIOR HEIGHT | 34 | 41 | 54 | 64 | 75 | 85 |

TWINFILE STORAGE SYSTEM

ORDERING GUIDES

COMPONENT - HEIGHT AND CLEARANCE GUIDE

| Component | Model Number | Interior Minimum Height Required |
|---------------------------|--------------|----------------------------------|
| LETTER SHELF | 8548 | 4 |
| LEGAL SHELF | 8748 | 4 |
| *SECURITY DRAWER - LETTER | 8440 | 10 ¹ / ₂ |
| *SECURITY DRAWER - LEGAL | 8640 | 10 ¹ / ₂ |

* Security drawers require a flat shelf or another security drawer directly above to prevent entry.

HOW TO ORDER LETTER OR LEGAL ASSEMBLIES WITH SHELVES

For convenience, Twinfile is available as a complete unit including the correct number of shelves for maximum vertical storage.

- Stand alone:**
When ordering a single unit, determine the height desired or the filing capacity required by the application and order as an initial unit.
- Ganged:**
Determine the capacity required for the application. Refer to the capacity charts. Select the correct height for the application from the left hand column, and move across the column to find the square which has the closest higher number in filing inches. Move up to the quantity row to determine the number of units required. Order one initial unit and the remainder as additional units.
- Against a wall:**
Follow steps 1 and 2 above. To allow for turning space, units should be positioned 5⁷/₈" from the wall for letter depth units and 7¹/₄" from the wall for legal depth units. Specify two wall closure strips the same height as the Twinfiles.
A top gap closure strip may be specified for each unit ordered against a wall. These strips close the gap between the wall and the top of the files providing a finished appearance as well as preventing the accumulation of dust behind the files.
- Ganged or stand alone units with enclosed backs:**
Follow steps 1 and 2 above. Specify two wall closure strips the same height as the Twinfiles and specify one same height back panel per each unit. Top gap closure strips are not necessary since the back panels are formed with a right angle at the top which encloses the space necessary for the free rotation of the files.
- Flat shelf filing usually requires two or three file supports per shelf. Since Twinfile is double sided, order four or six file supports per level.
- A posting shelf may be desired in units five high and over. Specify two posting shelves per unit.

Terms & Conditions

Designer Cabinets

Spacefinder Cabinets

Unit Spacefinder

UniStor & 4-Post
Side-Trac

Twinfile Storage

File Trucks

Tambour Door

TWINFILE STORAGE SYSTEM

ORDERING GUIDES

TWINFILE COMPONENT CLEAR INTERIOR DIMENSIONS

| COMPONENT | HEIGHT | WIDTH | DEPTH |
|-----------------------------------|-----------------------------------|------------------------------------|-----------------------------------|
| SHELF - LETTER | 2 ³¹ / ₃₂ " | 23 ¹¹ / ₁₆ " | 12 ⁹ / ₃₂ " |
| SHELF - LEGAL | 2 ³¹ / ₃₂ " | 29 ¹¹ / ₁₆ " | 15 ⁷ / ₁₆ " |
| SECURITY DRAWER - LETTER | 10 ⁷ / ₃₂ " | 22 ²⁵ / ₃₂ " | 12 ⁷ / ₁₆ " |
| SECURITY DRAWER - LEGAL | 10 ⁷ / ₃₂ " | 28 ²⁵ / ₃₂ " | 15 ⁹ / ₁₆ " |
| 3" DRAWER - LETTER | 2 ³¹ / ₃₂ " | 22 ¹¹ / ₁₆ " | 12" |
| 3" DRAWER - LEGAL | 2 ³¹ / ₃₂ " | 28 ¹¹ / ₁₆ " | 15" |
| 3" DRAWER W/END SUPPORTS - LETTER | 6" | 22 ¹¹ / ₁₆ " | 12" |
| 3" DRAWER W/END SUPPORTS - LEGAL | 6" | 28 ¹¹ / ₁₆ " | 15" |
| FULL SHELF ROLLOUT - LETTER | 9 ³ / ₈ " | 22 ³ / ₄ " | 12 ¹ / ₄ " |
| FULL SHELF ROLLOUT - LEGAL | 9 ³ / ₈ " | 28 ³ / ₄ " | 15 ¹ / ₄ " |

The following table represents the length of a row of Twinfiles. Each row consists of one initial unit and all following units are additional. Additional assemblies equipped with Unit Spacefinder boxes and rails are 1" wider than regular Twinfile assemblies. Filing capacities are the same as Twinfile with flat shelves.

| ROW LENGTH CALCULATIONS WITH USF RAILS AND BOXES | | | | | | | | |
|--|-------------------------------------|-------------------------------------|--------------------------------------|--------------------------------------|-------------------------------------|-------------------------------------|--------------------------------------|--------------------------------------|
| | 1 | 2 | 3 | 4 | 5 | 6 | 7 | 8 |
| LETTER | 3' 1 ¹ / ₂ " | 5' 8 ¹ / ₄ " | 8' 4" | 10' 11 ⁵ / ₈ " | 13' 7 ³ / ₈ " | 16' 4" | 18' 10 ¹ / ₄ " | 21' 6 ¹ / ₂ " |
| LEGAL | 3' 9 ¹ / ₂ " | 7' 1 ¹ / ₄ " | 10' 5" | 13' 8 ⁵ / ₈ " | 17' 3 ³ / ₈ " | 20' 4" | 23' 7 ¹ / ₄ " | 26' 11 ¹ / ₂ " |
| | 9 | 10 | 11 | 12 | 13 | 14 | 15 | |
| LETTER | 24' 3 ¹ / ₈ " | 26' 9 ⁷ / ₈ " | 9' 5 ¹ / ₂ " | 32' 1 ¹ / ₄ " | 34' 6" | 37' 4 ⁵ / ₈ " | 40' 3 ³ / ₈ " | |
| LEGAL | 30' 3 ¹ / ₈ " | 33' 6 ⁷ / ₈ " | 36' 10 ¹ / ₂ " | 40' 2 ¹ / ₄ " | 43' 6" | 46' 9 ⁵ / ₈ " | 50' 1 ³ / ₈ " | |

INTERIOR CLEARANCES - STANDARD ASSEMBLIES

This chart represents the interior clearances between levels of filing in assembly units with rails and unit boxes.

| Interior Clearances for Standard Assemblies with Rails and Boxes Custom Interiors May Vary | | | | | | | | | |
|--|----------------------------------|----------------------------------|----------------------------------|----------------------------------|----------------------------------|----------------------------------|----------------------------------|----------------------------------|----------------------------------|
| | Top Pos. | Pos. 2 | Pos. 3 | Pos. 4 | Pos. 5 | Pos. 6 | Pos. 7 | Pos. 8 | TOTAL INTERIOR CLEARANCE |
| 5H | 10 ¹ / ₂ " | 10 ¹ / ₂ " | 10 ¹ / ₂ " | 10 ¹ / ₂ " | 11 ³ / ₈ " | | | | 53 ³ / ₈ " |
| 6H | 10 ¹ / ₂ " | 10 ¹ / ₂ " | 10 ¹ / ₂ " | 10 ¹ / ₂ " | 10 ¹ / ₂ " | 11 ³ / ₈ " | | | 63 ⁷ / ₈ " |
| 7H | 10 ⁵ / ₈ " | 10 ¹ / ₂ " | 10 ¹ / ₂ " | 10 ¹ / ₂ " | 10 ¹ / ₂ " | 10 ¹ / ₂ " | 11 ³ / ₈ " | | 74 ¹ / ₂ " |
| 8H | 10 ⁵ / ₈ " | 10 ¹ / ₂ " | 10 ¹ / ₂ " | 10 ¹ / ₂ " | 10 ¹ / ₂ " | 10 ¹ / ₂ " | 10 ¹ / ₂ " | 11 ³ / ₈ " | 85" |

Terms & Conditions

Designer Cabinets

Spacefinder Cabinets

Unit Spacefinder

UniStor & 4-Post
Side-Trac

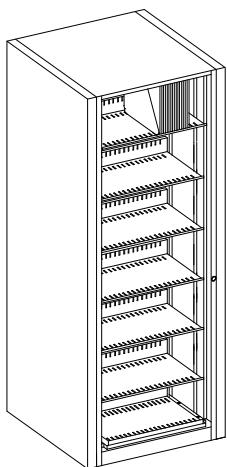
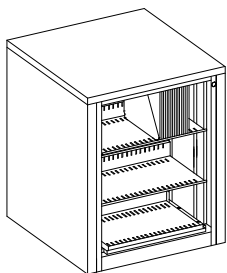
Twinfile Storage

File Trucks

Tambour Door

TWINFILE STORAGE SYSTEM

LETTER ASSEMBLIES WITH FLAT SHELVES



| Description | Model Number | Exterior Dimensions | | | Clear Filing Inches | Ship Weight In Lbs. |
|--|--------------|--------------------------------|--------------------------------|-------|---------------------|---------------------|
| | | Height | Width | Depth | | |
| <p>All Twinfile™ assemblies include the basic parts: tops, sides, base, and inner panels. Assemblies with shelves include the correct number of shelves required to complete the unit as well as a shelf back divider support in the bottom position. All assemblies are provided with a standard E002-AR lock</p> <p>Depths listed are actual depths with the units in the open or closed position. To allow the units to rotate properly, allow the letter unit an additional 5⁷/₈" to the front and rear foot print. **INCLUDES 2 FILE SUPPORTS PER SHELF**</p> <p><input type="checkbox"/> Specify finish color for: TWINFILE:</p> | | | | | | |
| 42" THREE HIGH LETTER DEPTH - 34" CLEAR INTERIOR HEIGHT | | | | | | |
| Initial W/Shelves | G 8400 | 41 ⁵ / ₈ | 36 ¹ / ₂ | 25 | 144 | 273 |
| Additional W/Shelves | G8402 | 41 ⁵ / ₈ | 30 ³ / ₄ | 25 | 144 | 242 |
| 49" FOUR HIGH LETTER DEPTH - 41" CLEAR INTERIOR HEIGHT | | | | | | |
| Initial W/Shelves | G 8404 | 48 ⁵ / ₈ | 36 ¹ / ₂ | 25 | 192 | 306 |
| Additional W/Shelves | G8406 | 48 ⁵ / ₈ | 30 ³ / ₄ | 25 | 192 | 269 |
| 61" FIVE HIGH LETTER DEPTH - 54" CLEAR INTERIOR HEIGHT | | | | | | |
| Initial W/Shelves | G8408 | 60 ⁵ / ₈ | 36 ¹ / ₂ | 25 | 240 | 353 |
| Additional W/Shelves | G8410 | 60 ⁵ / ₈ | 30 ³ / ₄ | 25 | 240 | 307 |
| 72" SIX HIGH LETTER DEPTH - 64" CLEAR INTERIOR HEIGHT | | | | | | |
| Initial W/Shelves | G8412 | 71 ³ / ₈ | 36 ¹ / ₂ | 25 | 288 | 396 |
| Additional W/Shelves | G8414 | 71 ³ / ₈ | 30 ³ / ₄ | 25 | 288 | 341 |
| 82" SEVEN HIGH LETTER DEPTH - 75" CLEAR INTERIOR HEIGHT | | | | | | |
| Initial W/Shelves | G 8416 | 82 | 36 ¹ / ₂ | 25 | 336 | 434 |
| Additional W/Shelves | G8418 | 82 | 30 ³ / ₄ | 25 | 336 | 379 |
| 93" EIGHT HIGH LETTER DEPTH - 85" CLEAR INTERIOR HEIGHT | | | | | | |
| Initial W/Shelves | G8420 | 92 ¹ / ₂ | 36 ¹ / ₂ | 25 | 384 | 472 |
| Additional W/Shelves | G8422 | 92 ¹ / ₂ | 30 ³ / ₄ | 25 | 384 | 401 |

Terms & Conditions

Designer Cabinets

Spacefinder Cabinets

Unit Spacefinder

UniStor & 4-Post
Side-Trac

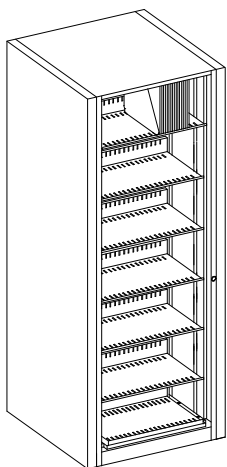
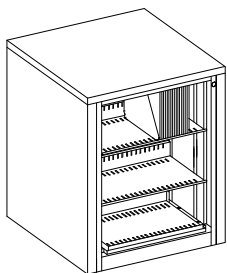
Twinfile Storage

File Trucks

Tambour Door

TWINFILE STORAGE SYSTEM

LEGAL ASSEMBLIES WITH FLAT SHELVES



| Description | Model Number | Exterior Dimensions | | | Clear Filing Inches | Ship Weight In Lbs. |
|---|--------------|--------------------------------|--------------------------------|-------|---------------------|---------------------|
| | | Height | Width | Depth | | |
| <p>All Twinfile assemblies include the basic parts: tops, sides, base, and inner panel. Assemblies with shelves include the correct number of shelves required to complete the unit as well as a shelf back divider support in the bottom position. All assemblies are provided with a standard E002-AR lock.</p> <p>Depths listed are actual depths with the units in the open or closed position. To allow the units to rotate properly, allow the legal unit an additional 7 1/4" to the front and rear foot print. **INCLUDES 2 FILE SUPPORTS PER SHELF**</p> <p><input type="checkbox"/> Specify finish color for: TWINFILE:</p> | | | | | | |
| 42" THREE HIGH LEGAL DEPTH - 34" CLEAR INTERIOR HEIGHT | | | | | | |
| Initial W/Shelves | G8600 | 41 ⁵ / ₈ | 45 ¹ / ₂ | 31 | 180 | 388 |
| Additional W/Shelves | G 8602 | 41 ⁵ / ₈ | 38 ³ / ₄ | 31 | 180 | 326 |
| 49" FOUR HIGH LEGAL DEPTH - 41" CLEAR INTERIOR HEIGHT | | | | | | |
| Initial W/Shelves | G8604 | 48 ⁵ / ₈ | 45 ¹ / ₂ | 31 | 240 | 426 |
| Additional W/Shelves | G8606 | 48 ⁵ / ₈ | 38 ³ / ₄ | 31 | 240 | 358 |
| 61" FIVE HIGH LEGAL DEPTH - 54" CLEAR INTERIOR HEIGHT | | | | | | |
| Initial W/Shelves | G8608 | 60 ⁵ / ₈ | 45 ¹ / ₂ | 31 | 300 | 490 |
| Additional W/Shelves | G8610 | 60 ⁵ / ₈ | 38 ³ / ₄ | 31 | 300 | 407 |
| 72" SIX HIGH LEGAL DEPTH - 64" CLEAR INTERIOR HEIGHT | | | | | | |
| Initial W/Shelves | G8612 | 71 ³ / ₈ | 45 ¹ / ₂ | 31 | 360 | 544 |
| Additional W/Shelves | G8614 | 71 ³ / ₈ | 38 ³ / ₄ | 31 | 360 | 448 |
| 82" SEVEN HIGH LEGAL DEPTH - 75" CLEAR INTERIOR HEIGHT | | | | | | |
| Initial W/Shelves | G8616 | 82 | 45 ¹ / ₂ | 31 | 420 | 595 |
| Additional W/Shelves | G8618 | 82 | 38 ³ / ₄ | 31 | 420 | 487 |
| 93" EIGHT HIGH LEGAL DEPTH - 85" CLEAR INTERIOR HEIGHT | | | | | | |
| Initial W/Shelves | G 8620 | 92 ¹ / ₂ | 45 ¹ / ₂ | 31 | 480 | 647 |
| Additional W/Shelves | G 8622 | 92 ¹ / ₂ | 38 ³ / ₄ | 31 | 480 | 527 |

Terms & Conditions

Designer Cabinets

Spacefinder Cabinets

Unit Spacefinder

UniStor & 4-Post
Side-Trac

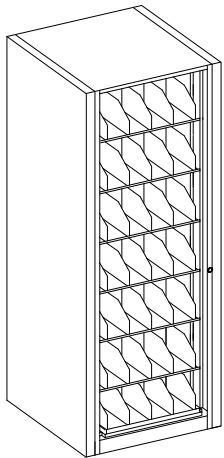
Twinfile Storage

File Trucks

Tambour Door

TWINFILE STORAGE SYSTEM

LETTER ASSEMBLIES WITH UNIT SPACEFINDER RAILS AND BOXES



| Description | Model Number | Exterior Dimensions | | | Clear Filing Inches | Ship Weight In Lbs. |
|--|--------------|---------------------|-----------------|-------|---------------------|---------------------|
| | | Height | Width | Depth | | |
| <p>All Twinfile assemblies with unit boxes and rails include the correct number of rails and 6" boxes. Additional units also include the 1" Spacer and Top Spacer. The 1" Spacer set allows the free turning of the unit and prevents side tab folders from rubbing folders in adjacent closed units. The Top Spacer closes the gap on the top between two units. All other basic parts are the same as flat shelf units.</p> <p>Letter assemblies accommodate (8) 6" unit boxes per level (both sides). There is $\frac{3}{4}$" clearance between levels of filing with unit boxes. The boxes slide easily on the rails to accommodate shifting the files when records are added. Boxes hang straight from the rails. There is no 5° tilt.</p> <p>The units are available in TAB's four standard colors and 11 optional colors. See the Equipment Price list for selection. The Unit Boxes can be provided in Ivory Beige or Cool Grey. 1" Spacers and Top Spacers are painted to match the units. The rails are furnished in Charcoal.</p> <p>Depths listed are with the units in the open or closed position. To allow the units to rotate properly, allow the letter units an additional $5\frac{7}{8}$" to the front and rear foot print.</p> <p><input type="checkbox"/> Specify finish color for: TWINFILE: UNIT BOXES: Cool Grey, Ivory Beige</p> | | | | | | |
| TF Init 5H Ltr USF..... | G8552 | $60\frac{5}{8}$ | $36\frac{1}{2}$ | 25 | 240 | 336 |
| TF Add 5H Ltr USF | G8553 | $60\frac{5}{8}$ | $31\frac{3}{4}$ | 25 | 240 | 336 |
| TF Init 6H Ltr USF..... | G8554 | $71\frac{3}{8}$ | $36\frac{1}{2}$ | 25 | 288 | 408 |
| TF Add 6H Ltr USF | G8555 | $71\frac{3}{8}$ | $31\frac{3}{4}$ | 25 | 288 | 372 |
| TF Init 7H Ltr USF..... | G8556 | 82 | $36\frac{1}{2}$ | 25 | 336 | 447 |
| TF Add 7H Ltr USF | G8557 | 82 | $31\frac{3}{4}$ | 25 | 336 | 413 |
| TF Init 8H Ltr USF..... | G8558 | $92\frac{1}{2}$ | $36\frac{1}{2}$ | 25 | 384 | 486 |
| TF Add 8H Ltr USF | G8559 | $92\frac{1}{2}$ | $31\frac{3}{4}$ | 25 | 384 | 439 |

Terms & Conditions

Designer Cabinets

Spacefinder Cabinets

Unit Spacefinder

UniStor & 4-Post Side-Trac

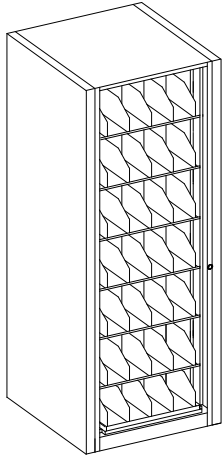
Twinfile Storage

File Trucks

Tambour Door

TWINFILE STORAGE SYSTEM

LEGAL ASSEMBLIES WITH UNIT SPACEFINDER RAILS AND BOXES



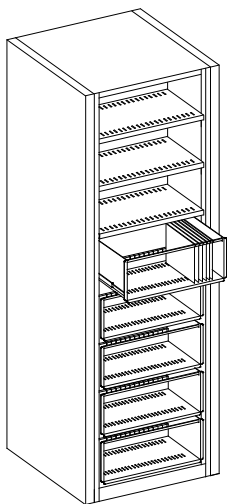
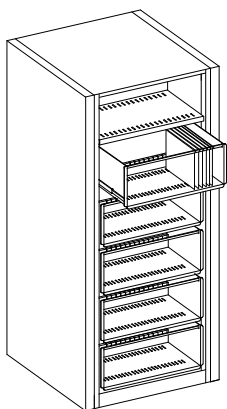
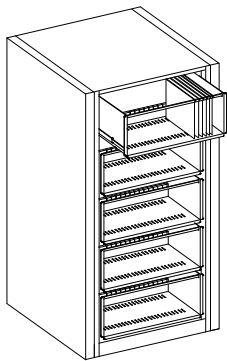
| Description | Model Number | Exterior Dimensions | | | Clear Filing Inches | Ship Weight In Lbs. |
|---|--------------|---------------------|------------------|-------|---------------------|---------------------|
| | | Height | Width | Depth | | |
| <p>All Twinfile assemblies with unit boxes and rails include the correct number of rails and 6" boxes. Additional units also include the 1" Spacer and Top Spacer. The 1" Spacer set allows the free turning of the unit and prevents side tab folders from rubbing folders in adjacent closed units. The Top Spacer closes the gap on the top between two units. All other basic parts are the same as flat shelf units.</p> <p>Legal assemblies accommodate (10) 6" unit boxes per level (both sides). There is $\frac{3}{4}$" clearance between levels of filing with unit boxes. The boxes slide easily on the rails to accommodate shifting the files when records are added. Boxes hang straight from the rails. There is no 5° tilt.</p> <p>The units are available in TAB's four standard colors and 11 optional colors. See Equipment Price list for selections. The Unit Boxes can be provided in Ivory Beige or Cool Grey. 1" Spacers and Top Spacers are painted to match the units. The rails are furnished in Charcoal.</p> <p>Depths listed are with the units in the open or closed position. To allow the units to rotate properly, allow the letter units an additional $7\frac{1}{4}$" to the front and rear foot print.</p> <p><input type="checkbox"/> Specify finish color for: TWINFILE: UNIT BOXES: Cool Grey, Ivory Beige</p> | | | | | | |
| TF Init 5H Lgl USF | G8752 | 60 $\frac{5}{8}$ | 45 $\frac{1}{2}$ | 31 | 300 | 506 |
| TF Add 5H Lgl USF | G8753 | 60 $\frac{5}{8}$ | 38 $\frac{3}{4}$ | 31 | 300 | 440 |
| TF Init 6H Lgl USF | G8754 | 71 $\frac{3}{8}$ | 45 $\frac{1}{2}$ | 31 | 360 | 561 |
| TF Add 6H Lgl USF | G8755 | 71 $\frac{3}{8}$ | 38 $\frac{3}{4}$ | 31 | 360 | 485 |
| TF Init 7H Lgl USF | G8756 | 82 | 45 $\frac{1}{2}$ | 31 | 420 | 613 |
| TF Add 7H Lgl USF | G8757 | 82 | 38 $\frac{3}{4}$ | 31 | 420 | 527 |
| TF Init 8H Lgl USF | G8758 | 92 $\frac{1}{2}$ | 45 $\frac{1}{2}$ | 31 | 480 | 666 |
| TF Add 8H Lgl USF | G8759 | 92 $\frac{1}{2}$ | 38 $\frac{3}{4}$ | 31 | 480 | 571 |

Terms & Conditions
 Designer Cabinets
 Spacefinder Cabinets
 Unit Spacefinder
 UniStor & 4-Post Side-Trac
 File Trucks
 Tambour Door

Twinfile Storage

TWINFILE STORAGE SYSTEM

LETTER ASSEMBLIES WITH FULL SHELF ROLLOUTS



| Description | Model Number | Exterior Dimensions | | | Clear Filing Inches | Ship Weight In Lbs. |
|--|--------------|--------------------------------|--------------------------------|-------|---------------------|---------------------|
| | | Height | Width | Depth | | |
| <p>Twinfile assemblies include the basic parts; tops, sides, bases, and inner panels. Assemblies with full shelf rollouts include lower five position rollouts and flat shelves for positions above level five. Five level assemblies have rollouts in all positions. By removing the hanging rail and adding optional File Supports (model 8529) the rollout accommodates flat filed side tab folders. Hanging folders with top tabs will not fit. Depths listed below are actual depths with the units in the open or closed position. To allow the units to rotate properly, allow the letter units an additional 5⁷/₈" to the front and rear foot print.</p> <p><input type="checkbox"/> Specify finish color for: TWINFILE:</p> | | | | | | |
| 61" FIVE HIGH - ROLLOUTS POS. 1 - 5, 54" CLEAR INTERIOR HEIGHT | | | | | | |
| TF Initial 5 High..... | G 8564 | 60 ⁵ / ₈ | 36 ¹ / ₂ | 25 | 233 | 461 |
| w/Full Shelf Rollout - Letter | | | | | | |
| TF Additional 5 High | G 8565 | 60 ⁵ / ₈ | 30 ³ / ₄ | 25 | 233 | 415 |
| w/Full Shelf Rollout - Letter | | | | | | |
| 72" SIX HIGH - ROLLOUTS POS. 1 - 5, 64" CLEAR INTERIOR HEIGHT | | | | | | |
| TF Initial 6 High..... | G 8566 | 71 ³ / ₈ | 36 ¹ / ₂ | 25 | 282 | 504 |
| w/Full Shelf Rollout - Letter | | | | | | |
| TF Additional 6 High | G 8567 | 71 ³ / ₈ | 30 ³ / ₄ | 25 | 282 | 449 |
| w/Full Shelf Rollout - Letter | | | | | | |
| 82" SEVEN HIGH - ROLLOUTS POS. 1 - 5, 75" CLEAR INTERIOR HEIGHT | | | | | | |
| TF Initial 7 High..... | G 8568 | 82 | 36 ¹ / ₂ | 25 | 330 | 542 |
| w/Full Shelf Rollout - Letter | | | | | | |
| TF Additional 7 High | G 8569 | 82 | 30 ³ / ₄ | 25 | 330 | 487 |
| w/Full Shelf Rollout - Letter | | | | | | |
| 93" EIGHT HIGH - ROLLOUTS POS. 1 - 5, 85" CLEAR INTERIOR HEIGHT | | | | | | |
| TF Initial 8 High..... | G 8570 | 92 ¹ / ₂ | 36 ¹ / ₂ | 25 | 378 | 580 |
| w/Full Shelf Rollout - Letter | | | | | | |
| TF Additional 8 High | G 8571 | 92 ¹ / ₂ | 30 ³ / ₄ | 25 | 378 | 509 |
| w/Full Shelf Rollout - Letter | | | | | | |

Terms & Conditions

Designer Cabinets

Spacefinder Cabinets

Unit Spacefinder

UniStor & 4-Post
Side-Trac

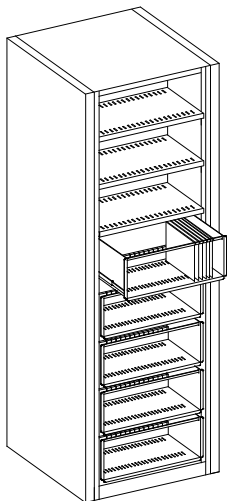
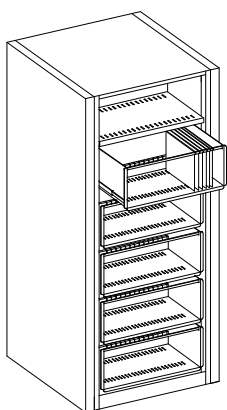
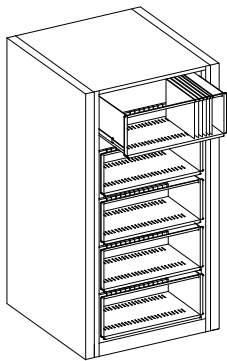
Twinfile Storage

File Trucks

Tambour Door

TWINFILE STORAGE SYSTEM

LEGAL ASSEMBLIES WITH FULL SHELF ROLLOUTS



| Description | Model Number | Exterior Dimensions | | | Clear Filing Inches | Ship Weight In Lbs. |
|-------------|--------------|---------------------|-------|-------|---------------------|---------------------|
| | | Height | Width | Depth | | |

Twinfile assemblies include the basic parts; tops, sides, bases and inner panels. Assemblies with full shelf rollouts include rollouts for the lower five positions and flat shelves for positions above level five. Five level assemblies have rollouts in all positions. By removing the hanging rail and adding optional File Supports (model 8529) the rollout accommodates flat filed side tab folders. **Hanging folders with top tabs will not fit.** The legal rollouts also have slots at the rear in the Metric as well as letter position to accept an optional Legal to Letter Conversion Bar (model 8780) for suspended side-to-side filing of those material types. Optional Legal Front-To-Back Rails (model 8774) set the rollout up for letter depth front-to-back suspended filing.

NOTE: In front to back filing, due to the natural curve in most suspended files the files tend to bow out in front of the rollout and may "clip" file in an adjacent closed unit when the unit is rotated. A Legal Stop Angle (model 8782) may be placed in the bottom of the rollout to prevent files from bowing outward.

Depths listed below are actual depths with the units in the open or closed position. To allow the units to rotate properly, allow the legal units an additional 7¹/₄" to the front and rear foot print.

Specify finish color for:
TWINFILE

61" FIVE HIGH - ROLLOUTS POS. 1 - 5, 54" CLEAR INTERIOR HEIGHT

| | | | | | | |
|------------------------------|-------|--------------------------------|--------------------------------|----|-----|-----|
| TF Initial 5 High..... | G8764 | 60 ⁵ / ₈ | 45 ¹ / ₂ | 31 | 294 | 642 |
| w/Full Shelf Rollout - Legal | | | | | | |
| TF Additional 5 High | G8765 | 60 ⁵ / ₈ | 38 ³ / ₄ | 31 | 294 | 559 |
| w/Full Shelf Rollout - Legal | | | | | | |

72" SIX HIGH - ROLLOUTS POS. 1 - 5, 64" CLEAR INTERIOR HEIGHT

| | | | | | | |
|------------------------------|--------|--------------------------------|--------------------------------|----|-----|-----|
| TF Initial 6 High..... | G 8766 | 71 ³ / ₈ | 45 ¹ / ₂ | 31 | 354 | 696 |
| w/Full Shelf Rollout - Legal | | | | | | |
| TF Additional 6 High | G 8767 | 71 ³ / ₈ | 38 ³ / ₄ | 31 | 354 | 600 |
| w/Full Shelf Rollout - Legal | | | | | | |

82" SEVEN HIGH - ROLLOUTS POS. 1 - 5, 75" CLEAR INTERIOR HEIGHT

| | | | | | | |
|------------------------------|--------|----|--------------------------------|----|-----|-----|
| TF Initial 7 High..... | G 8768 | 82 | 45 ¹ / ₂ | 31 | 414 | 783 |
| w/Full Shelf Rollout - Legal | | | | | | |
| TF Additional 7 High | G 8769 | 82 | 38 ³ / ₄ | 31 | 414 | 639 |
| w/Full Shelf Rollout - Legal | | | | | | |

93" EIGHT HIGH - ROLLOUTS POS. 1 - 5, 85" CLEAR INTERIOR HEIGHT

| | | | | | | |
|------------------------------|--------|--------------------------------|--------------------------------|----|-----|-----|
| TF Initial 8 High..... | G8770 | 92 ¹ / ₂ | 45 ¹ / ₂ | 31 | 474 | 799 |
| w/Full Shelf Rollout - Legal | | | | | | |
| TF Additional 8 High | G 8771 | 92 ¹ / ₂ | 38 ³ / ₄ | 31 | 474 | 679 |
| w/Full Shelf Rollout - Legal | | | | | | |

Terms & Conditions

Designer Cabinets

Spacefinder Cabinets

Unit Spacefinder

UniStor & 4-Post
Side-Trac

Twinfile Storage

File Trucks

Tambour Door

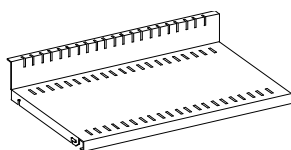
TWINFILE STORAGE SYSTEM

LETTER AND LEGAL COMPONENTS

| Description | Model Number | Exterior Dimensions | | | Clear Filing Inches | Ship Weight In Lbs. |
|-------------|--------------|---------------------|-------|-------|---------------------|---------------------|
| | | Height | Width | Depth | | |

Twinfile shells can be specified for a customer's unique application by ordering the interior components separate for each level of storage or filing. All Twinfile interior panels are pierced for the easy installation of components. Each level has two sides in which different components can be installed for total flexibility.

Each level of storage has 10¹/₂" free space and all components which will be used for standard letter or legal media require 10¹/₂" of clearance. The chart shows the actual space required for each component. Only one component should be specified per level per side except in the case of flat filing shelves in units five high and over where a posting shelf can be installed above a shelf with no loss of filing space. All components with retracting suspensions should be fully retracted and files should be rear registered prior to rotating the unit.



Except where specified, all components are painted to match the cabinet shell.

SHELF

Painted to match the cabinet shell. This shelf is specified where traditional flat filing is desired in levels above the bottom position. The shelf includes a back and bottom slotted on 1" centers for file supports. Two shelves are needed per level. The front edge of the shelf has a channel formed steel reinforcement for minimum deflection fully loaded. It is not necessary to specify a shelf for the bottom position, only a shelf back divider support is necessary.

Specify finish color for:
SHELF:

| | | | | | | |
|----------------------|-------|---|----|--------------------------------|---|---|
| Shelf - Letter | G8548 | 3 | 24 | 12 ¹ / ₄ | - | 6 |
| Shelf - Legal..... | G8748 | 3 | 30 | 15 ¹ / ₄ | - | 8 |

Terms & Conditions

Designer Cabinets

Spacefinder Cabinets

Unit Spacefinder

UniStor & 4-Post
Side-Trac

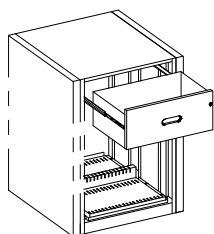
Twinfile Storage

File Trucks

Tambour Door

TWINFILE STORAGE SYSTEM

LETTER AND LEGAL COMPONENTS



| Description | Model Number | Exterior Dimensions | | | Ship Weight In Lbs. |
|-------------|--------------|---------------------|-------|-------|---------------------|
| | | Height | Width | Depth | |

SECURITY DRAWER

Painted to match the cabinet shell. Provides locking storage for small items, supplies, and confidential files. A divider (8502-8702) must be ordered for front to back suspended filing. Only one row of suspended filing per letter drawer. When specifying a security drawer, a shelf or another security drawer should be mounted directly above. It is furnished with the standard D101-AR lock. Other locks available by request. Do not install above level four (49"). The rollout suspension is equipped with a safety thumb latch release on the right hand side. The rollout must be fully retracted and the safety latch engaged prior to rotating.

Specify finish color for:
DRAWER:

| | | | | | |
|-------------|-------|--------------------------------|----|--------------------------------|----|
| Letter..... | G8440 | 10 ¹ / ₂ | 23 | 12 ¹ / ₄ | 17 |
| Legal..... | G8640 | 10 ¹ / ₂ | 29 | 15 ¹ / ₄ | 22 |

Terms & Conditions

Designer Cabinets

Spacefinder Cabinets

Unit Spacefinder

UniStor & 4-Post
Side-Trac

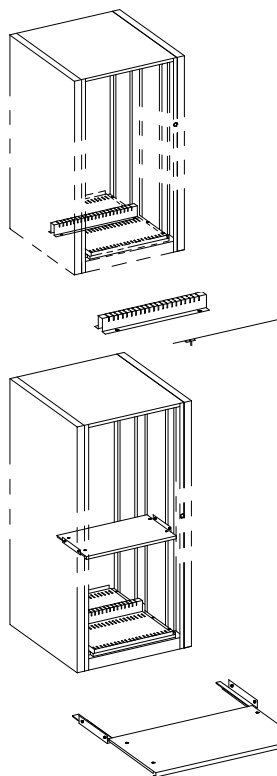
Twinfile Storage

File Trucks

Tambour Door

TWINFILE STORAGE SYSTEM

LETTER AND LEGAL COMPONENTS



| Description | Model Number | Exterior Dimensions | | | Ship Weight In Lbs. |
|-------------|--------------|---------------------|-------|-------|---------------------|
| | | Height | Width | Depth | |

SHELF BACK - DIVIDER SUPPORT

Available in Charcoal only. The shelf back divider support is installed only in the bottom position between the two sides. They are required to provide a slotted file back in which file supports fit for flat side to side filing in the bottom position. Two supports are needed on the bottom shelf only. They are furnished with complete assemblies. They must be specified when building a custom assembly from components.

| | | | | |
|--|---|----|---|---|
| Shelf Divider Support - LetterG8437 | 3 | 24 | 3 | 4 |
| Shelf Divider Support - Legal.....G8637 | 3 | 30 | 3 | 5 |

POSTING SHELF

Painted to match the cabinet shell. This retractable shelf provides a handy work surface for posting or sorting records within the file area. Units five high and over can accommodate a posting shelf without sacrificing filing space.

- Specify finish color for:**
SHELF:

| | | | | |
|-----------------------------------|---|----|--------------------------------|----|
| Posting Shelf - LetterG8438 | 2 | 23 | 12 ¹ / ₄ | 9 |
| Posting Shelf - Legal.....G8638 | 2 | 29 | 15 ¹ / ₄ | 10 |

Terms & Conditions

Designer Cabinets

Spacefinder Cabinets

Unit Spacefinder

UniStor & 4-Post
Side-Trac

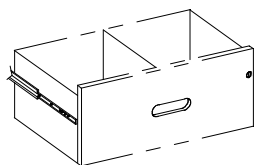
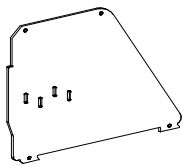
Twinfile Storage

File Trucks

Tambour Door

TWINFILE STORAGE SYSTEM

LETTER AND LEGAL ACCESSORIES



8440 with 8502 divider

| Description | Model Number | Exterior Dimensions | | | Ship Weight In Lbs. |
|---|--------------|-------------------------------|--------------------------------|-------------------------------|---------------------|
| | | Height | Width | Depth | |
| FILE SUPPORT | | | | | |
| Available in Charcoal only. Provides support for flat side to side files. Two or more may be specified per flat shelf. Accepts 8530-8730 spacer rods. | | | | | |
| File Support Letter - Legal | G8529 | 9 ⁵ / ₈ | 12 ¹ / ₈ | 1 ¹ / ₈ | 1 |
| SECURITY DRAWER DIVIDER | | | | | |
| Available in Charcoal only. Provides support to hang suspended files front to back in the security drawer. | | | | | |
| Letter..... | G8502 | 9 ³ / ₄ | 12 ¹ / ₄ | 1 ¹ / ₈ | 1.5 |
| Legal..... | G8702 | 9 ³ / ₄ | 15 ¹ / ₄ | 1 ¹ / ₈ | 2 |

Terms & Conditions

Designer Cabinets

Spacefinder Cabinets

Unit Spacefinder

UniStor & 4-Post Side-Trac

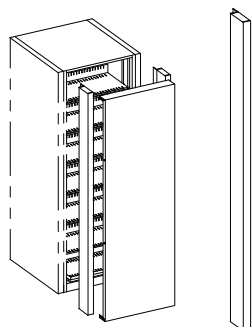
Twinfile Storage

File Trucks

Tambour Door

TWINFILE STORAGE SYSTEM

LETTER AND LEGAL ACCESSORIES



Wall Closure Strip with Back Panel

| Description | Model Number | Exterior Dimensions | | | Ship Weight In Lbs. |
|--|--------------|--------------------------------|-------------------------------|-------------------------------|---------------------|
| | | Height | Width | Depth | |
| WALL CLOSURE STRIPS | | | | | |
| Painted to match the cabinet shell or fabric wrapped. When Twinfile units are specified against a wall, the strip closes the gap between the wall and the unit providing the necessary additional space for free rotation of the unit. Closure strips are also specified to support back panels. | | | | | |
| <input type="checkbox"/> Specify finish color for: | | | | | |
| STRIP: | | | | | |
| Wall Closure Strip 3H - LetterG8459 | | 41 ⁵ / ₈ | 3 | 5 ⁷ / ₈ | 8 |
| Wall Closure Strip 4H - LetterG8460 | | 48 ⁵ / ₈ | 3 | 5 ⁷ / ₈ | 10 |
| Wall Closure Strip 5H - LetterG8461 | | 60 ⁷ / ₈ | 3 | 5 ⁷ / ₈ | 13 |
| Wall Closure Strip 6H - LetterG8462 | | 71 ³ / ₈ | 3 | 5 ⁷ / ₈ | 15 |
| Wall Closure Strip 7H - LetterG8463 | | 82 | 3 | 5 ⁷ / ₈ | 18 |
| Wall Closure Strip 8H - LetterG8464 | | 92 ¹ / ₂ | 3 | 5 ⁷ / ₈ | 21 |
| Wall Closure Strip 3H - LegalG8659 | | 41 ⁵ / ₈ | 3 ¹ / ₂ | 7 ¹ / ₄ | 9 |
| Wall Closure Strip 4H - LegalG8660 | | 48 ⁵ / ₈ | 3 ¹ / ₂ | 7 ¹ / ₄ | 11 |
| Wall Closure Strip 5H - LegalG8661 | | 60 ⁷ / ₈ | 3 ¹ / ₂ | 7 ¹ / ₄ | 12 |
| Wall Closure Strip 6H - LegalG8662 | | 71 ³ / ₈ | 3 ¹ / ₂ | 7 ¹ / ₄ | 15 |
| Wall Closure Strip 7H - LegalG8663 | | 82 | 3 ¹ / ₂ | 7 ¹ / ₄ | 17 |
| Wall Closure Strip 8H - LegalG8664 | | 92 ¹ / ₂ | 3 ¹ / ₂ | 7 ¹ / ₄ | 19 |

TOP CLOSURE STRIP

Painted to match the cabinet shell. Top closure (optional) strips fill the gap between the top of the Twinfile unit and the wall when wall closure strips are used. They are not necessary when back panels are specified. If desired, one top closure strip is ordered for each unit in a bank of Twinfiles. Closing the gap gives a finished appearance and prevents an accumulation of debris behind the file.

Specify finish color for:

STRIP:

| | | | | |
|---------------------------------------|---|----|-------------------------------|---|
| Top Closure Strip - LetterG8477 | - | 24 | 5 ⁷ / ₈ | 4 |
| Top Closure Strip - Legal.....G8677 | - | 30 | 7 ¹ / ₄ | 6 |

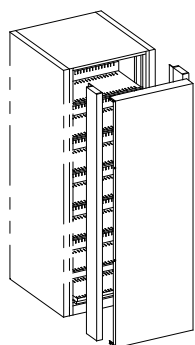
BACK PANELS

Painted to match the cabinet shell or fabric wrapped. Back panels are specified to close off the back of a Twinfile for security or appearance reasons. Wall closure strips are required when back panels are ordered.

Specify finish color for:

PANEL:

| | | | | |
|----------------------------------|--------------------------------|----------------------------------|-------------------------------|----|
| Back Panel 3H - Letter.....G8441 | 41 ⁵ / ₈ | 30 ¹¹ / ₁₆ | 5 ⁷ / ₈ | 20 |
| Back Panel 4H - Letter.....G8442 | 48 ⁵ / ₈ | 30 ¹¹ / ₁₆ | 5 ⁷ / ₈ | 23 |
| Back Panel 5H - Letter.....G8443 | 60 ⁷ / ₈ | 30 ¹¹ / ₁₆ | 5 ⁷ / ₈ | 28 |
| Back Panel 6H - Letter.....G8444 | 71 ³ / ₈ | 30 ¹¹ / ₁₆ | 5 ⁷ / ₈ | 33 |
| Back Panel 7H - Letter.....G8445 | 82 | 30 ¹¹ / ₁₆ | 5 ⁷ / ₈ | 37 |
| Back Panel 8H - Letter.....G8446 | 92 ¹ / ₂ | 30 ¹¹ / ₁₆ | 5 ⁷ / ₈ | 42 |
| Back Panel 3H - LegalG8641 | 41 | 38 ¹¹ / ₁₆ | 7 ⁷ / ₈ | 26 |
| Back Panel 4H - LegalG8642 | 48 ⁵ / ₈ | 38 ¹¹ / ₁₆ | 7 ⁷ / ₈ | 30 |
| Back Panel 5H - LegalG8643 | 60 ⁷ / ₈ | 38 ¹¹ / ₁₆ | 7 ⁷ / ₈ | 37 |
| Back Panel 6H - LegalG8644 | 71 ³ / ₈ | 38 ¹¹ / ₁₆ | 7 ⁷ / ₈ | 44 |
| Back Panel 7H - LegalG8645 | 82 | 38 ¹¹ / ₁₆ | 7 ⁷ / ₈ | 50 |
| Back Panel 8H - LegalG8646 | 92 ¹ / ₂ | 38 ¹¹ / ₁₆ | 7 ⁷ / ₈ | 55 |



Back Panel with Wall Closure Strip

Terms & Conditions

Designer Cabinets

Spacefinder Cabinets

Unit Spacefinder

UniStor & 4-Post
Side-Trac

Twinfile Storage

File Trucks

Tambour Door

PRECONFIGURED CABINETS - 18.5" DEPTH

Terms and Conditions


Spacefinder Cabinets

Designer Cabinets

Special Purpose

| Model Number | Height | Width | Depth | Lbs. | Clear Filing Inches |
|--------------|--------|-------|-------|------|---------------------|
|--------------|--------|-------|-------|------|---------------------|

12" OPENING RECEDING DOORS WITH FIXED SHELVES



NOTES:

1. Each shelf standard with 3 dividers per shelf.
2. For Posting Shelf in lieu of Filler Bar, add -P suffix.
3. Weights are approximate.
4. Ideal for binder storage.

2 HIGH CABINET

12" receding doors with fixed shelf. Yields 10" clear height.

| | | | | | |
|-------------|----|----|-----|-----|----|
| DGA-2-12DSL | 27 | 30 | 18½ | 80 | 56 |
| DGB-2-12DSL | 27 | 36 | 18½ | 95 | 68 |
| DGC-2-12DSL | 27 | 42 | 18½ | 115 | 80 |

3 HIGH CABINET

12" receding doors with fixed shelf. Yields 10" clear height.

| | | | | | |
|-------------|----|----|-----|-----|-----|
| DGA-3-12DSL | 39 | 30 | 18½ | 120 | 84 |
| DGB-3-12DSL | 39 | 36 | 18½ | 135 | 102 |
| DGC-3-12DSL | 39 | 42 | 18½ | 155 | 120 |

4 HIGH CABINET

12" receding doors with fixed shelf. Yields 10" clear height. With 2" Filler Bar.

| | | | | | |
|-------------|----|----|-----|-----|-----|
| DGA-4-12DSL | 53 | 30 | 18½ | 160 | 112 |
| DGB-4-12DSL | 53 | 36 | 18½ | 175 | 136 |
| DGC-4-12DSL | 53 | 42 | 18½ | 195 | 160 |

5 HIGH CABINET

12" receding doors with fixed shelf. Yields 10" clear height. With 2" Filler Bar.


| | | | | | |
|-------------|----|----|-----|-----|-----|
| DGA-5-12DSL | 65 | 30 | 18½ | 200 | 140 |
| DGB-5-12DSL | 65 | 36 | 18½ | 215 | 170 |
| DGC-5-12DSL | 65 | 42 | 18½ | 235 | 200 |

6 HIGH CABINET

12" receding doors with fixed shelf. Yields 10" clear height. With 2" Filler Bar.

| | | | | | |
|-------------|----|----|-----|-----|-----|
| DGA-6-12DSL | 77 | 30 | 18½ | 240 | 168 |
| DGB-6-12DSL | 77 | 36 | 18½ | 255 | 204 |
| DGC-6-12DSL | 77 | 42 | 18½ | 275 | 240 |

15" OPENING RECEDING DOORS WITH FIXED SHELVES



3 HIGH CABINET

15" receding doors with fixed shelf. Yields 13" clear height.

| | | | | | |
|-------------|----|----|-----|-----|-----|
| DGA-3-15DSL | 48 | 30 | 18½ | 140 | 84 |
| DGB-3-15DSL | 48 | 36 | 18½ | 160 | 102 |
| DGC-3-15DSL | 48 | 42 | 18½ | 185 | 120 |

4 HIGH CABINET

15" receding doors with fixed shelf. Yields 13" clear height. With 2" Filler Bar.

| | | | | | |
|-------------|----|----|-----|-----|-----|
| DGA-4-15DSL | 65 | 30 | 18½ | 185 | 112 |
| DGB-4-15DSL | 65 | 36 | 18½ | 205 | 136 |
| DGC-4-15DSL | 65 | 42 | 18½ | 230 | 160 |

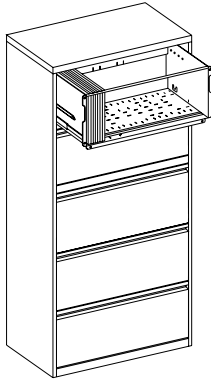
5 HIGH CABINET

15" receding doors with fixed shelf. Yields 13" clear height. With 2" Filler Bar.

| | | | | | |
|-------------|----|----|-----|-----|-----|
| DGA-5-15DSL | 80 | 30 | 18½ | 230 | 140 |
| DGB-5-15DSL | 80 | 36 | 18½ | 250 | 170 |
| DGC-5-15DSL | 80 | 42 | 18½ | 275 | 200 |

PRECONFIGURED CABINETS - 18.5" DEPTH

12" OPENING RECEDING DOORS WITH ROLLOUT SHELVES



| Model Number | Height | Width | Depth | Lbs. | Clear Filing Inches |
|--------------|--------|-------|-------|------|---------------------|
|--------------|--------|-------|-------|------|---------------------|

NOTES:

1. Each Rollout shelf standard with 2 side-to-side Hanging Bars.
2. For Posting Shelf in lieu of Filler Bar, add -P suffix.
3. Weights are approximate.
4. Counterweights required on all freestanding 2 and 3 high cabinets with roll-out compartments.

2 HIGH CABINET

12" receding doors with Rollout shelf. Yields 10" clear height.

| | | | | | |
|-------------|----|----|-----|-----|----|
| DGA-2-12DRL | 27 | 30 | 18½ | 115 | 53 |
| DGB-2-12DRL | 27 | 36 | 18½ | 135 | 65 |
| DGC-2-12DRL | 27 | 42 | 18½ | 160 | 77 |

3 HIGH CABINET

12" receding doors with Rollout shelf. Yields 10" clear height.

| | | | | | |
|-------------|----|----|-----|-----|-----|
| DGA-3-12DRL | 39 | 30 | 18½ | 160 | 79 |
| DGB-3-12DRL | 39 | 36 | 18½ | 180 | 97 |
| DGC-3-12DRL | 39 | 42 | 18½ | 205 | 115 |

4 HIGH CABINET

12" receding doors with Rollout shelf. Yields 10" clear height. With 2" Filler Bar.

| | | | | | |
|-------------|----|----|-----|-----|-----|
| DGA-4-12DRL | 53 | 30 | 18½ | 205 | 105 |
| DGB-4-12DRL | 53 | 36 | 18½ | 225 | 129 |
| DGC-4-12DRL | 53 | 42 | 18½ | 250 | 153 |

5 HIGH CABINET

12" receding doors with Rollout shelf. Yields 10" clear height. With 2" Filler Bar.

| | | | | | |
|-------------|----|----|-----|-----|-----|
| DGA-5-12DRL | 65 | 30 | 18½ | 250 | 132 |
| DGB-5-12DRL | 65 | 36 | 18½ | 270 | 162 |
| DGC-5-12DRL | 65 | 42 | 18½ | 295 | 192 |

PRECONFIGURED CABINETS - 18.5" DEPTH

12" OPENING FIXED FRONT FILE DRAWERS

| Model Number | Height | Width | Depth | Lbs. | Clear Filing Inches |
|--------------|--------|-------|-------|------|---------------------|
|--------------|--------|-------|-------|------|---------------------|

NOTES:

1. Each file drawer or rollout standard with 2 side-to-side Hanging Bars.
2. Stationary shelves standard with 3 dividers.
3. For Posting Shelf in lieu of Filler Bar, add -P suffix.
4. Weights are approximate.
5. Counterweights required on all freestanding 2 and 3 high cabinets with roll-out compartments.

2 HIGH CABINET

12" fixed front file drawers with 11¹/₄" clear height.

| | | | | | |
|-------------|----|----|--------------------------------|-----|----|
| DGA-2-12FFL | 27 | 30 | 18 ¹ / ₂ | 115 | 53 |
| DGB-2-12FFL | 27 | 36 | 18 ¹ / ₂ | 135 | 70 |
| DGC-2-12FFL | 27 | 42 | 18 ¹ / ₂ | 160 | 77 |

3 HIGH CABINET

12" fixed front file drawers with 11¹/₄" clear height. Counter height.

| | | | | | |
|-------------|----|----|--------------------------------|-----|-----|
| DGA-3-12FFL | 39 | 30 | 18 ¹ / ₂ | 160 | 79 |
| DGB-3-12FFL | 39 | 36 | 18 ¹ / ₂ | 180 | 97 |
| DGC-3-12FFL | 39 | 42 | 18 ¹ / ₂ | 205 | 115 |

4 HIGH CABINET

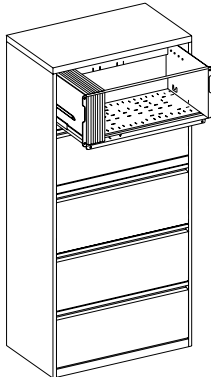
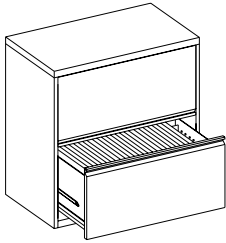
12" fixed front file drawers with 11¹/₄" clear height. With 2" Filler Bar.

| | | | | | |
|-------------|----|----|--------------------------------|-----|-----|
| DGA-4-12FFL | 53 | 30 | 18 ¹ / ₂ | 205 | 105 |
| DGB-4-12FFL | 53 | 36 | 18 ¹ / ₂ | 225 | 129 |
| DGC-4-12FFL | 53 | 42 | 18 ¹ / ₂ | 250 | 153 |

5 HIGH CABINET - SPECIAL - WITH TOP ROLLOUT

4 ea 12" fixed front file drawers with 1 ea 12" receding door and rollout in top opening. With 2" Filler Bar.

| | | | | | |
|-------------|----|----|--------------------------------|-----|-----|
| DGA-5-12FRL | 65 | 30 | 18 ¹ / ₂ | 250 | 132 |
| DGB-5-12FRL | 65 | 36 | 18 ¹ / ₂ | 270 | 162 |
| DGC-5-12FRL | 65 | 42 | 18 ¹ / ₂ | 295 | 192 |



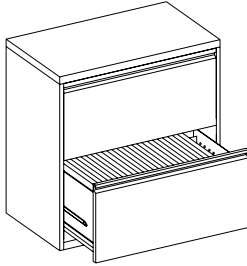
PRECONFIGURED CABINETS - 18.5" DEPTH

15" OPENING FIXED FRONT FILE DRAWERS

| Model Number | Height | Width | Depth | Lbs. | Clear Filing Inches |
|--------------|--------|-------|-------|------|---------------------|
|--------------|--------|-------|-------|------|---------------------|

NOTES:

1. Each file drawer standard with 2 side-to-side Hanging Bars.
2. For Posting Shelf in lieu of Filler Bar, add -P suffix.
3. Weights are approximate.
4. Counterweights required on all freestanding 2 and 3 high cabinets with roll-out compartments.
5. For oversize materials up to 14¹/₄" tall.



2 HIGH CABINET

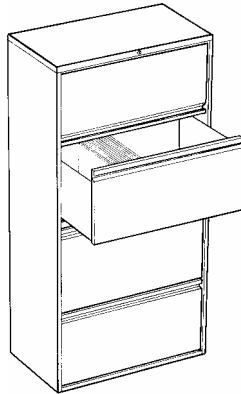
15" fixed front file drawers with 14¹/₄" clear height.

| | | | | | |
|-------------|----|----|--------------------------------|-----|----|
| DGA-2-15FFL | 33 | 30 | 18 ¹ / ₂ | 125 | 53 |
| DGB-2-15FFL | 33 | 36 | 18 ¹ / ₂ | 145 | 65 |
| DGC-2-15FFL | 33 | 42 | 18 ¹ / ₂ | 170 | 77 |

3 HIGH CABINET

15" fixed front file drawers with 14¹/₄" clear height.

| | | | | | |
|-------------|----|----|--------------------------------|-----|-----|
| DGA-3-15FFL | 48 | 30 | 18 ¹ / ₂ | 180 | 79 |
| DGB-3-15FFL | 48 | 36 | 18 ¹ / ₂ | 200 | 97 |
| DGC-3-15FFL | 48 | 42 | 18 ¹ / ₂ | 225 | 115 |



4 HIGH CABINET

With 3ea 15" fixed front file drawers and 1 ea 15" receding door with shelf in top opening.

| | | | | | |
|-------------|----|----|--------------------------------|-----|-----|
| DGA-4-15FBL | 65 | 30 | 18 ¹ / ₂ | 225 | 107 |
| DGB-4-15FBL | 65 | 36 | 18 ¹ / ₂ | 245 | 131 |
| DGC-4-15FBL | 65 | 42 | 18 ¹ / ₂ | 270 | 155 |

5 HIGH CABINET

With 3ea 15" fixed front file drawers and 2 ea 15" receding door with shelf in top openings.

| | | | | | |
|--------------|----|----|--------------------------------|-----|-----|
| DGA-5-15FB2L | 80 | 30 | 18 ¹ / ₂ | 270 | 135 |
| DGB-5-15FB2L | 80 | 36 | 18 ¹ / ₂ | 290 | 165 |
| DGC-5-15FB2L | 80 | 42 | 18 ¹ / ₂ | 315 | 197 |

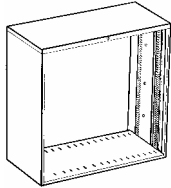
BUILD YOUR OWN (BYO) EMPTY CASES - 18.5" DEPTH

BASIC LATERAL CABINETS (EMPTY)

| Model Number | Height | Width | Depth | Lbs. | Clear Filing Inches |
|--------------|--------|-------|-------|------|---------------------|
|--------------|--------|-------|-------|------|---------------------|

NOTES:

1. Weights are approximate.



24" HIGH CABINETS - INSIDE CLEAR - (27" O.D.)

| | | | | | |
|----------|----|----|-----|----|---|
| DG-A-24L | 27 | 30 | 18½ | 55 | - |
| DG-B-24L | 27 | 36 | 18½ | 63 | - |
| DG-C-24L | 27 | 42 | 18½ | 71 | - |

30" HIGH CABINETS - INSIDE CLEAR - (33" O.D.)

| | | | | | |
|----------|----|----|-----|----|---|
| DG-A-30L | 33 | 30 | 18½ | 70 | - |
| DG-B-30L | 33 | 36 | 18½ | 78 | - |
| DG-C-30L | 33 | 42 | 18½ | 86 | - |

36" HIGH CABINETS - INSIDE CLEAR - (39" O.D.)

| | | | | | |
|----------|----|----|-----|----|---|
| DG-A-36L | 39 | 30 | 18½ | 79 | - |
| DG-B-36L | 39 | 36 | 18½ | 87 | - |
| DG-C-36L | 39 | 42 | 18½ | 96 | - |

44" HIGH CABINETS - INSIDE CLEAR - (47" O.D.)

| | | | | | |
|----------|----|----|-----|-----|---|
| DG-A-44L | 47 | 30 | 18½ | 91 | - |
| DG-B-44L | 47 | 36 | 18½ | 100 | - |
| DG-C-44L | 47 | 42 | 18½ | 110 | - |

45" HIGH CABINETS - INSIDE CLEAR - (48" O.D.)

| | | | | | |
|----------|----|----|-----|-----|---|
| DG-A-45L | 48 | 30 | 18½ | 92 | - |
| DG-B-45L | 48 | 36 | 18½ | 102 | - |
| DG-C-45L | 48 | 42 | 18½ | 112 | - |

50" HIGH CABINETS - INSIDE CLEAR - (53" O.D.)

| | | | | | |
|----------|----|----|-----|-----|---|
| DG-A-50L | 53 | 30 | 18½ | 100 | - |
| DG-B-50L | 53 | 36 | 18½ | 110 | - |
| DG-C-50L | 53 | 42 | 18½ | 120 | - |

55" HIGH CABINETS - INSIDE CLEAR - (58" O.D.)

| | | | | | |
|----------|----|----|-----|-----|---|
| DG-A-55L | 58 | 30 | 18½ | 107 | - |
| DG-B-55L | 58 | 36 | 18½ | 118 | - |
| DG-C-55L | 58 | 42 | 18½ | 129 | - |

56" HIGH CABINETS - INSIDE CLEAR - (59" O.D.)

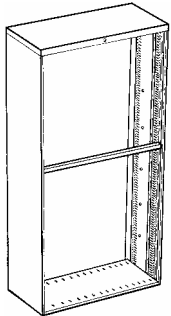
| | | | | | |
|----------|----|----|-----|-----|---|
| DG-A-56L | 59 | 30 | 18½ | 109 | - |
| DG-B-56L | 59 | 36 | 18½ | 119 | - |
| DG-C-56L | 59 | 42 | 18½ | 130 | - |

57" HIGH CABINETS - INSIDE CLEAR - (60" O.D.)

| | | | | | |
|----------|----|----|-----|-----|---|
| DG-A-57L | 60 | 30 | 18½ | 110 | - |
| DG-B-57L | 60 | 36 | 18½ | 121 | - |
| DG-C-57L | 60 | 42 | 18½ | 132 | - |

59" HIGH CABINETS - INSIDE CLEAR - (62" O.D.)

| | | | | | |
|----------|----|----|-----|-----|---|
| DG-A-59L | 62 | 30 | 18½ | 113 | - |
| DG-B-59L | 62 | 36 | 18½ | 124 | - |
| DG-C-59L | 62 | 42 | 18½ | 135 | - |



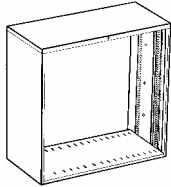
BUILD YOUR OWN (BYO) EMPTY CASES - 18.5" DEPTH

BASIC LATERAL CABINETS (EMPTY)

| Model Number | Height | Width | Depth | Lbs. | Clear Filing Inches |
|--------------|--------|-------|-------|------|---------------------|
|--------------|--------|-------|-------|------|---------------------|

NOTES:

1. Weights are approximate.



62" HIGH CABINETS - INSIDE CLEAR - (65" O.D.)

| | | | | | |
|----------|----|----|-----|-----|---|
| DG-A-62L | 65 | 30 | 18½ | 118 | - |
| DG-B-62L | 65 | 36 | 18½ | 129 | - |
| DG-C-62L | 65 | 42 | 18½ | 141 | - |

65" HIGH CABINETS - INSIDE CLEAR - (68" O.D.)

| | | | | | |
|----------|----|----|-----|-----|---|
| DG-A-65L | 68 | 30 | 18½ | 122 | - |
| DG-B-65L | 68 | 36 | 18½ | 134 | - |
| DG-C-65L | 68 | 42 | 18½ | 146 | - |

68" HIGH CABINETS - INSIDE CLEAR - (71" O.D.)

| | | | | | |
|----------|----|----|-----|-----|---|
| DG-A-68L | 71 | 30 | 18½ | 127 | - |
| DG-B-68L | 71 | 36 | 18½ | 139 | - |
| DG-C-68L | 71 | 42 | 18½ | 151 | - |

72" HIGH CABINETS - INSIDE CLEAR - (75" O.D.)

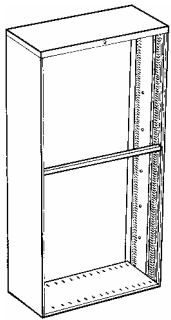
| | | | | | |
|----------|----|----|-----|-----|---|
| DG-A-72L | 75 | 30 | 18½ | 133 | - |
| DG-B-72L | 75 | 36 | 18½ | 145 | - |
| DG-C-72L | 75 | 42 | 18½ | 158 | - |

74" HIGH CABINETS - INSIDE CLEAR - (77" O.D.)

| | | | | | |
|----------|----|----|-----|-----|---|
| DG-A-74L | 77 | 30 | 18½ | 136 | - |
| DG-B-74L | 77 | 36 | 18½ | 148 | - |
| DG-C-74L | 77 | 42 | 18½ | 161 | - |

77" HIGH CABINETS - INSIDE CLEAR - (80" O.D.)

| | | | | | |
|----------|----|----|-----|-----|---|
| DG-A-77L | 80 | 30 | 18½ | 140 | - |
| DG-B-77L | 80 | 36 | 18½ | 153 | - |
| DG-C-77L | 80 | 42 | 18½ | 166 | - |



Terms and Conditions

Spacefinder Cabinets

Designer Cabinets

Special Purpose

18.5" DEPTH BUILD YOUR OWN (BYO) COMPONENTS

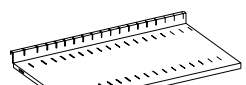
(NOMINAL DIMENSIONS)

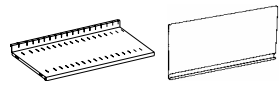
Terms and Conditions

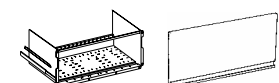
Spacefinder Cabinets

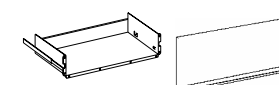
Designer Cabinets


Special Purpose

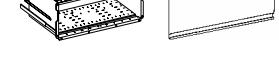
| | Model Number | Height | For Cab Width | Depth | Lbs. (approximate) |
|---|--|--------|---------------|-------|--------------------|
| SHELVES  | LEGAL DEPTH SHELF. ORDER DIVIDERS SEPARATELY. | | | | |
| | DA-SG | 3 | 30 | 17 | 9 |
| | DB-SG | 3 | 36 | 17 | 13 |
| | DC-SG | 3 | 42 | 17 | 15 |


| | Model Number | Height | For Cab Width | Depth | Lbs. (approximate) |
|--|-------------------------------|--------|---------------|-------|--------------------|
| RECEDING DOORS  | NOTES: | | | | |
| | 1. Weights are approximate. | | | | |
| | 12" RECEDING DOOR ONLY | | | | |
| | DA-D12 | 12 | 30 | N/A | 10 |
| DB-D12 | 12 | 36 | N/A | 13 | |
| DC-D12 | 12 | 42 | N/A | 15 | |

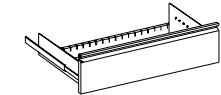
| | Model Number | Height | For Cab Width | Depth | Lbs. (approximate) |
|---|---|--------|---------------|-------|--------------------|
|  | 12" RECEDING DOOR WITH LEGAL DEPTH SHELF. ORDER DIVIDERS SEPARATELY. | | | | |
| | DA-DSG-12 | 12 | 30 | 18 | 19 |
| | DB-DSG-12 | 12 | 36 | 18 | 26 |
| | DC-DSG-12 | 12 | 42 | 18 | 30 |

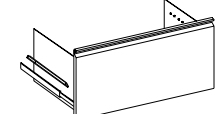
| | Model Number | Height | For Cab Width | Depth | Lbs. (approximate) |
|---|--|--------|---------------|-------|--------------------|
|  | 12" RECEDING DOOR WITH 12" ROLLOUT. ORDER HANGING BARS AND DIVIDERS SEPARATELY. | | | | |
| | DA-DR-12 | 12 | 30 | 18 | 40 |
| | DB-DR-12 | 12 | 36 | 18 | 48 |
| | DC-DR-12 | 12 | 42 | 18 | 53 |

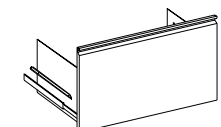
| | Model Number | Height | For Cab Width | Depth | Lbs. (approximate) |
|---|--------------------------------|--------|---------------|-------|--------------------|
|  | 15" RECEDING DOOR ONLY. | | | | |
| | DA-D15 | 15 | 30 | N/A | 13 |
| | DB-D15 | 15 | 36 | N/A | 16 |
| | DC-D15 | 15 | 42 | N/A | 18 |

| | Model Number | Height | For Cab Width | Depth | Lbs. (approximate) |
|---|---|--------|---------------|-------|--------------------|
|  | 15" RECEDING DOOR WITH LEGAL DEPTH SHELF. ORDER DIVIDERS SEPARATELY. | | | | |
| | DA-DSG-15 | 15 | 30 | 18 | 22 |
| | DB-DSG-15 | 15 | 36 | 18 | 29 |
| | DC-DSG-15 | 15 | 42 | 18 | 33 |

| | Model Number | Height | For Cab Width | Depth | Lbs. (approximate) |
|---|---|--------|---------------|-------|--------------------|
|  | 15" RECEDING DOOR WITH 12" ROLLOUT. ORDER HANGING BARS AND DIVIDERS SEPARATELY | | | | |
| | DA-DR-15 | 15 | 30 | 18 | 44 |
| | DB-DR-15 | 15 | 36 | 18 | 52 |
| | DC-DR-15 | 15 | 42 | 18 | 57 |

| | Model Number | Height | For Cab Width | Depth | Lbs. (approximate) |
|---|--|--------|---------------|-------|--------------------|
| FIXED FRONT DRAWERS  | 6" DRAWERS. ORDER DIVIDERS AND BOOKEND SUPPORTS SEPARATELY. | | | | |
| | DA-F6 | 6 | 30 | 18 | 30 |
| | DB-F6 | 6 | 36 | 18 | 35 |
| | DC-F6 | 6 | 42 | 18 | 40 |

| | Model Number | Height | For Cab Width | Depth | Lbs. (approximate) |
|---|--|--------|---------------|-------|--------------------|
|  | 12" DRAWERS. ORDER HANGING BARS SEPARATELY. | | | | |
| | DA-F12 | 12 | 30 | 15 | 31 |
| | DB-F12 | 12 | 36 | 15 | 36 |
| | DC-F12 | 12 | 42 | 15 | 41 |

| | Model Number | Height | For Cab Width | Depth | Lbs. (approximate) |
|---|--|--------|---------------|-------|--------------------|
|  | 15" DRAWERS. ORDER HANGING BARS SEPARATELY. | | | | |
| | DA-F15 | 15 | 30 | 18 | 36 |
| | DB-F15 | 15 | 36 | 18 | 41 |
| | DC-F15 | 15 | 42 | 18 | 46 |

18.5" DEPTH BUILD YOUR OWN (BYO) COMPONENTS

(NOMINAL DIMENSIONS)

| Model Number | Height | For Cab Width | Depth | Lbs. (approximate) |
|--------------|--------|---------------|-------|--------------------|
|--------------|--------|---------------|-------|--------------------|

NOTES:

1. Weights are approximate.

POSTING SHELF



2" POSTING SHELF

| | | | | |
|----------|---|----|----|----|
| DA-PS-15 | 2 | 30 | 15 | 20 |
| DB-PS-15 | 2 | 36 | 15 | 23 |
| DC-PS-15 | 2 | 42 | 15 | 26 |

FILLER BAR

NOTES:

1. Weights are approximate.

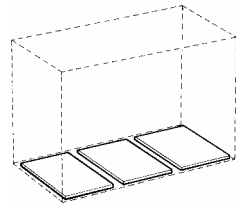
FILLER BAR AND POSTING SHELF

Filler Bar Not required for structure, only as interior height filler.



2" FILLER BAR

| | | | | |
|--------|---|----|-----|---|
| DA-F-2 | 2 | 30 | N/A | 2 |
| DB-F-2 | 2 | 36 | N/A | 2 |
| DC-F-2 | 2 | 42 | N/A | 3 |



COUNTERWEIGHTS

Required for 2 or 3 high cabinets with rollout compartments.

| | | | | |
|-------|---|----|---|----|
| DA-CW | 1 | 30 | 8 | 60 |
| DB-CW | 1 | 36 | 8 | 75 |
| DC-CW | 1 | 42 | 8 | 90 |

SIDE TO SIDE HANGING BAR

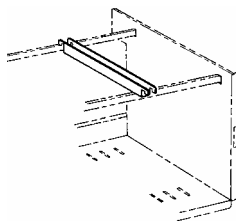
Required in file drawers and 12" rollouts to support hanging files, filed side to side. Prices are per pair.



| | | | | |
|--------|---|----|-----|---|
| DA-STs | 2 | 30 | N/A | 2 |
| DB-STs | 2 | 36 | N/A | 2 |
| DC-STs | 2 | 42 | N/A | 2 |

FRONT TO BACK HANGING CHANNEL

Required in file drawers and 12" rollouts to support hanging files front to rear, IN ADDITION to side to side bars. Prices are per pair.



| | | | | |
|--------|-------|-------|----|---|
| DG-FTB | 1 1/2 | 1 1/4 | 15 | 1 |
|--------|-------|-------|----|---|

SHELF DIVIDER

For use in fixed shelves and rollout shelves.

| | | | | |
|------|---|-----|--------|---|
| D-SD | 7 | N/A | 10 1/2 | 1 |
|------|---|-----|--------|---|

MEDIA DIVIDER

For use in rollout media trays and 6" drawers.

| | | | | |
|------|---|-----|----|---|
| D-MD | 2 | N/A | 16 | 1 |
|------|---|-----|----|---|

BOOKEND SUPPORT

For use in rollout media trays and 6" drawers.

| | | | | |
|----------|---|---|---|---|
| D-BE-4X4 | 4 | 4 | 4 | 1 |
|----------|---|---|---|---|

18.5" DEPTH ACCESSORIES (NOMINAL DIMENSIONS)

| Model Number | Height | For Cab Width | Depth | Lbs. (approximate) |
|--------------|--------|---------------|-------|--------------------|
|--------------|--------|---------------|-------|--------------------|

SWINGAWAY LOCK BARS

Welded to and painted with the unit. For high security applications. Allow 2 weeks additional lead-time.

48" SWINGAWAY LOCK BAR - FOR 48" TO 59" HIGH CABINETS.

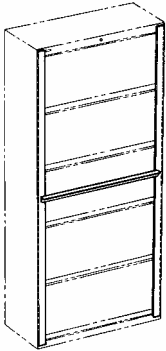
| | | | | |
|-----------|----|----|-----|----|
| DA-SLB-48 | 48 | 30 | N/A | 12 |
| DB-SLB-48 | 48 | 36 | N/A | 12 |
| DC-SLB-48 | 48 | 42 | N/A | 12 |

60" SWINGAWAY LOCK BAR - FOR 60" TO 71" HIGH CABINETS.

| | | | | |
|-----------|----|----|-----|----|
| DA-SLB-60 | 60 | 30 | N/A | 14 |
| DB-SLB-60 | 60 | 36 | N/A | 14 |
| DC-SLB-60 | 60 | 42 | N/A | 14 |

72" SWINGAWAY LOCK BAR - FOR 72" TO 82" HIGH CABINETS.

| | | | | |
|-----------|----|----|-----|----|
| DA-SLB-72 | 72 | 30 | N/A | 16 |
| DB-SLB-72 | 72 | 36 | N/A | 16 |
| DC-SLB-72 | 72 | 42 | N/A | 16 |



Terms and Conditions

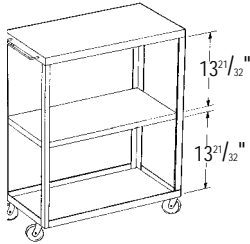
Spacefinder Cabinets

Designer Cabinets

Special Purpose

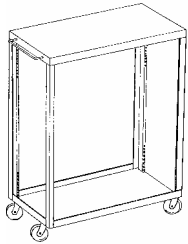
TRUCKS

GENERAL PURPOSE TRUCKS



| Description | Model Number | Exterior Dimensions | | | Ship Weight In Lbs. |
|---|--------------|---------------------|-------|-------------------|---------------------|
| | | Height | Width | Depth | |
| Three-shelf general purpose truck with 2 fixed and 2 swivel casters or 4 swivel casters with 13 ^{21/32} " of clear space between shelves. The truck is designed to transport card trays, forms, disk packs, cartons, etc. Their narrow width simplifies maneuvering in limited work areas. Use the counter height top as an extra work surface. Truck handle is furnished in a smooth Black scratch resistant finish. Truck is available in Cool Grey. | | | | | |
| W/2 fixed, 2 swivel casters..... | 1850 | 37 ^{3/8} | 30 | 20 ^{1/8} | 82 |
| W/4 swivel casters | 1851 | 37 ^{3/8} | 30 | 20 ^{1/8} | 82 |

MULTI-PURPOSE TRUCKS



Cool Grey truck for media transport. It adapts to 3480 storage. The basic Letter depth truck can be furnished with 2 fixed and 2 swivel casters or 4 swivel casters. The legal depth truck is available with 2 fixed and 2 swivel or 4 swivel casters. The basic truck body is the same as furnished in the 1870 and 1871 except without the rails. The basic trucks can accept three rows of racks or rails. The positions for installation from the bottom shelf are: 9^{3/16}", 20^{3/16}" and 3^{13/16}". Racks and rails are accessory items and are shipped not installed. Installation is available through an RFQ only.

LETTER DEPTH

| | | | | | |
|-------------------------------------|------|-------------------|----|----|----|
| w/2 fixed and 2 swivel casters..... | 1874 | 43 ^{3/8} | 32 | 18 | 86 |
|-------------------------------------|------|-------------------|----|----|----|

LEGAL DEPTH

| | | | | | |
|-------------------------------------|------|-------------------|----|----|----|
| w/2 fixed and 2 swivel casters..... | 1876 | 43 ^{3/8} | 32 | 21 | 96 |
|-------------------------------------|------|-------------------|----|----|----|

Terms and Conditions

Spacefinder Cabinets

Designer Cabinets

Special Purpose