

TABQUIK



Color-Coded Labels on Demand

Do you dread the tedious task of creating and applying color-coded labels? TABQUIK® is an easy to use Microsoft® Windows® based software package that lets you produce personalized color coded file labels right from your computer... on demand.

Improve Your Filing System

TABQUIK enables you to print text on both sides of the label for quick identification, use highlights to emphasize important text, print color bands or year codes to quickly identify specific types of files, color match letters or numbers to any popular labeling system and automatically generates barcodes for file tracking.

The Total Solution

TABQUIK is a labeling software solution. When combined with your own desktop computer, a TAB-approved printer, and TABQUIK label stock, you have an easy and efficient way to color-code your files and other media for timely organization and retrieval. TABQUIK offers additional options interfacing with virtually any data source, printing your own labels automatically according to your schedule. You are in control and you save time and money in the process.

Benefits

One label to apply - saving time and money

Durable labels stay on and remain legible throughout the entire life cycle of your files

Eliminate the need to maintain individual number or letter label inventories

Color match letters or numbers to any popular labeling system

Print any text (names, addresses or account numbers) on both sides of the label for quick identification

Multiple label designs for different applications and media

How Does TABQUIK Work?

● Step One

Your data can be manually entered or automatically uploaded into TABQUIK.

● Step Two

Your data is combined with your custom label design and printed using a supported laser or inkjet printer to produce a color-coded label for easy application to your folders.



Calculate Your Savings With TABQUIK

Cost for TABQUIK Labels + Application

vs. Cost for Individual Hand Applied Labels

Material Cost:

a. How many labels do you use on a color coded file?

Example

b. What is your cost per label? (individual label cost = package price / qty of labels)

Total Material Cost (a x b)

Application Cost:

c. What is the hourly wage of personnel applying labels?

d. Average label applied per hour (Avg. person can usually apply 250 individual labels per hour)

Total Application Cost (c / d x a)

Individual Label

Material + Application Cost:

Material Cost:

e. What is your cost for each TABQUIK label? (individual label cost = package price / qty of labels)

Example

f. What is your cost for printer ink per label? (Avg. price is \$0.06 per inkjet label and \$0.03 per laser label)

Total Material Cost (e+f)

Application Cost:

g. What is the hourly wage of personnel applying labels?

h. Average labels applied per hour (Avg person can usually apply 150 TABQUIK labels per hour)

Total Application Cost (g / h)

TABQUIK

Material + Application Cost:

A. Cost Difference between Individual Labels vs. TABQUIK Labels:

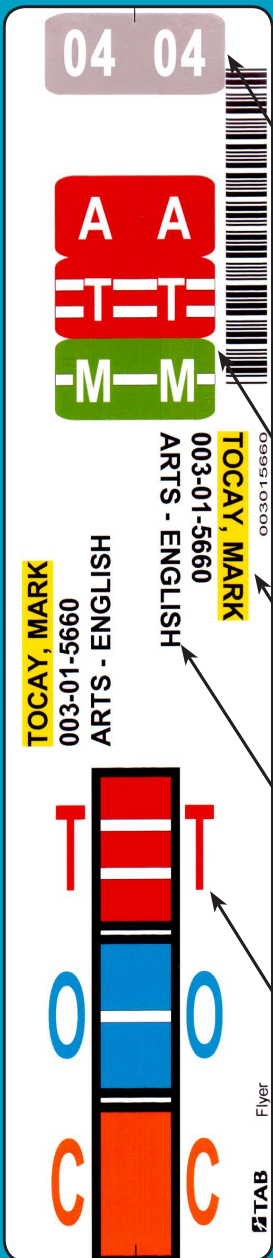
B. How many folders do you create on a yearly basis?

Total yearly cost savings using TABQUIK (A x B):



TABQUIK Label Stock

TABQUIK strip labels work with TABQUIK software. They are high-quality, smear-proof labels with a coated stock and long lasting acrylic based adhesive. TABQUIK labels will go on, stay on and remain legible for the entire life cycle of your files. They can be printed right from your desktop or we can do high-volume printing for you. There are many options to match your exact needs.



Sample Label:

University Admissions Office

Year

Student file is identified by the year of admission.

Bar code

Bar codes are used for computerized file tracking.

Classification

Visually categorizes files (i.e. A=Financial Aid, T=Transfer Student, M=Male)

Highlight

Emphasize important text, (i.e. highlight name when admitted with honors).

Multiple Text Lines


Names, ID numbers, addresses, phone numbers and admission demographics.

Color-code


Enables ordered filing/retrieval and bold folder identification, in this example keyed to the first three letters of the last name.



4 Labels per Sheet
2-5/16" x 8" (Opaque Laser) #
Model No. 6381-00



5 Labels per Sheet
7.75" x 1.66"
Model No. 6321-00 (Laser)
Model No. 6324-00 (Inkjet)




6 Labels per Sheet
7.75" x 1.66"
Model No. 6321-HA (Laser)
Model No. 6321-HA50 (Laser)
Model No. 6324-HA (Inkjet)
Model No. 6324-HA50 (Inkjet)




7 Labels per Sheet
1-7/16" x 8"
Model No. 6412-00 (Laser)+
Model No. 6413-00 (Inkjet)+




12 Labels per Sheet
3.875" x 1.66"
Model No. 6352-00 (Laser)
Model No. 6403-00 (Inkjet)



4 Labels per Sheet
4" x 1.5"
Model No. 6414-00 #+



6 Labels per Sheet
1.5" x 8"
Model No. 6376-00 (Inkjet) *
Model No. 6379-00 (Laser) *
Model No. 6384-00 (Laser) #
Model No. 6408-00 (Inkjet) #



7 Labels per Sheet
7.75" x 1.66"
Model No. 6304-00



8 Labels per Sheet
7.75" x 1.66"
Model No. 6307-00



2 Labels per Sheet
2-7.75" x 1.66"
Model No. 6405-00 (Laser)
Model No. 6410-00 (Inkjet)

***Additional label formats available.

TAB TECHNOLOGY SYSTEMS

System Recommendations

To use the TABQUIK systems, your computer should meet the following requirements:

- IBM, PC or compatible (Pentium 200 MHz or higher) running Microsoft Windows 2000, XP or Vista; Server based platforms running Windows 2000 or 2003
- At least 64MB RAM
- 50MB free hard drive space or higher
- CD-ROM drive
- Internet access (desirable)
- SVGA card with a minimum of 1MB or VRAM, yielding at least 256 colors
- Mouse and keyboard
- TAB provides color files for specific printers; choose one of our recommended printers or a Windows-compatible color printer that is suitable for label printing.

*Microsoft Windows, Windows 2000 and XP are trademarks of Microsoft, Inc.



CONTACT ONE OF OUR
REPRESENTATIVES TODAY.

Additional modules that can save time and money on data entry costs:

TABLynx frees you from manually keying in and importing data into TABQUIK. TABLynx can interface with virtually any (ODBC Compliant) data source. TABLynx pulls information from the data source and prints your labels automatically, according to your schedule on your designated printer.

TABQUIK can match these solutions by accepting a data file using our **TABRelay** Module to automatically print the labels.

TABLynx surpasses these solutions by LINKING with your database to create its own data file. You define where and when you want your labels to print!

TQWeb is TAB's web-based label printing software. Just login, key in or import your data, and print your labels any time from anywhere. There's no need to install software on your computer. Contact one of our TAB representatives today for a free demonstration.

About TAB

As the recognized leader in the records and information management industry, we develop custom solutions that enable our clients to control, store and access critical information. We offer top quality filing systems, media storage equipment and specialists that solve complex records and information management challenges. With more than 55 years of experience, we serve clients in a variety of industries including legal, finance, healthcare, insurance, manufacturing, education and government. TABQUIK® is a registered trademark of TAB Products Co LLC.

UNITED STATES	• 888.822.9777	www.tab.com
CANADA	• 800.387.6212	www.tab.ca
AUSTRALIA	• 800.50.3453	www.datafile.com.au
EUROPE	• +31 20 6975333	www.tab.nl